

9 am

Good morning. Please practice tracing over your name using your name card and your special whiteboard pen.

It's time for a quiet few minutes.

Click on the blue link to play an online game.

[Ladybird Spots](#)

Put your child on

Counting

1 to 5

or

1 to 10

depending on what your child is able to do

Now it's time to do some Maths.

Click on the blue link to listen to a counting song.


[Ten Little Dinosaurs](#)

Count how many dinosaurs and show your adult the matching number.


Adults: Make sure the document is in Slide Show mode. After your child has counted each set of dinosaurs, ask them to show you the number that they have counted. Then click twice for the correct number to appear under the set they have counted.



1



5



3

1


2

3


4

5


6



4



6



2

1

2

3

4

5

6

Now relax for a while – play with one of your toys!

10.15 am

Now it's time for our phonics lesson.

Now click on the blue link to listen to the:

[Phonics Song](#)

Please encourage your child to say the chant while you point at the letters below. They will need to say the letter sounds, not the letter names.



a is for apple,
b for bat and ball,
c is for caterpillar
 climbing up the wall.
d is for dinosaur,
e for elephant,
f is for flower, what
 a pretty scent.

g is for girl,
h is for horse,
i is for insect, climbing
 up my shorts.
j is for jumping,
k for kangaroo,
l is for legs, marching
 to the zoo.

m is for mountains,
n is for net,
o is for octopus,
 wiggly and wet.
p is for parrot,
q is for queen,
r is for rabbit, hopping
 on the green.

s is for snake,
t is for tower,
u for umbrella, keeps
 you dry in a shower.
v is for vulture,
w for wiggly worm,

x is for exercising fox,
 now you take a turn.
y is for yoyo,
 zip starts with **z**.
 Now I know my alpha-
 bet, it's all in my head.

A large, bold, black lowercase letter 'i' is positioned on the left side of the slide. It consists of a solid black dot above a thick, vertical black stroke that curves slightly to the right at the bottom.

Ask your child what sound the letter makes and also what it is called. Please make sure they know this before you go onto the next slide. Click on the links to listen to a song, to have a go at forming the letter correctly on their whiteboard or in their exercise book and to watch an Alphablocks video.

[The i Song](#)

[Writing i](#)

[Alphablock i](#)

Make sure you do one click at a time on the next slide to make sure your child has the chance to tell you what letter the picture starts with before they are shown if they right or wrong.

i

The words you need are insect, igloo and iguana

Please ask your child what each picture is and then ask them if that word starts with 'i' or another letter.



i



t



p



i



a



t



i



p

10.45 am

Next click on the blue link to do some dancing.

[Dance - Space Song](#)

When you have finished, go to

[Reading Planet Online](#)

and practice reading one of the books
that I have allocated for you.

Well done! You have worked very hard this morning and now it's time for you to have some lunch and watch some TV or play a game on your tablet.

1.30 pm

I hope you had a lovely lunch!
Now it's time for our Literacy Lesson.

Today we're going to read the story:

Goodnight Spaceman

Then talk to your child about what it would be like to be a space man. Ask them to draw a picture of an astronaut and then you can write down what they tell you about being an astronaut.



I am a
space
man. I
can float
in space.

Here is a song you can learn about the moon. You can try to sing along.

5 Little Men in a Flying Saucer

Well done! Now relax and do some yoga!

Yoga - Space Heroes

After working so hard today, sit back and listen to a story.

The Three Little Pigs