

9 am

Good morning. Please practice tracing over your name using your name card and your special whiteboard pen.

It's time for a quiet few minutes.

Click on the blue link to do an online puzzle.

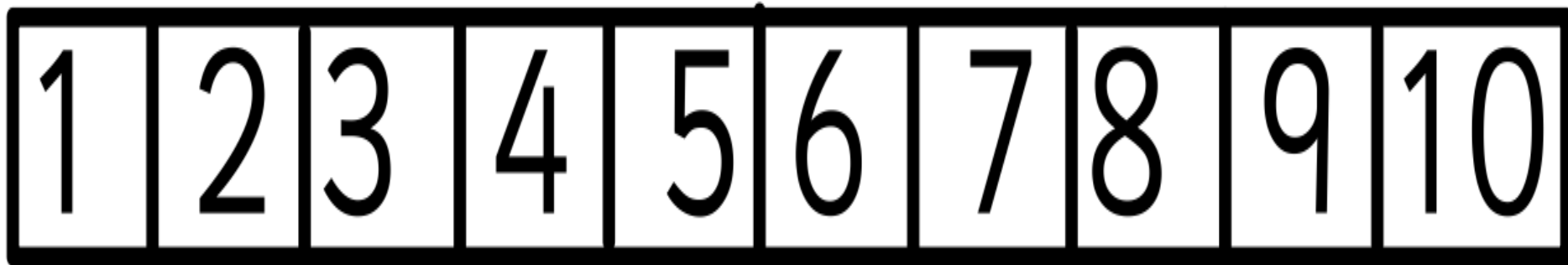
[Waffle the Wonder Dog Puzzle](#)






Now it's time to do some Maths.

Click on the blue link to listen to a counting song.

[Learning to Count 1 - 10](#)

Adults: Go through the numbers with your child to make sure they recognise them before they do the activity. If they find these difficult then just stick to the numbers 1 – 5.





In Slide Show mode, give your child 10 small objects that they can count with and a plate or bowl to count them into. Now click on the page so a number appears. Ask your child to tell you the number and then ask them to count out that number of objects and place them in the plate or bowl.

6

7

8

9

10



Now relax for a while – play with one of your toys!

10.15 am

Now it's time for our phonics lesson.

Now click on the blue link to listen to the:

[Phonics Song](#)

Please encourage your child to say the chant while you point at the letters below. They will need to say the letter sounds, not the letter names.



a is for apple,
b for bat and ball,
c is for caterpillar
 climbing up the wall.
d is for dinosaur,
e for elephant,
f is for flower, what
 a pretty scent.

g is for girl,
h is for horse,
i is for insect, climbing
 up my shorts.
j is for jumping,
k for kangaroo,
l is for legs, marching
 to the zoo.

m is for mountains,
n is for net,
o is for octopus,
 wiggly and wet.
p is for parrot,
q is for queen,
r is for rabbit, hopping
 on the green.

s is for snake,
t is for tower,
u for umbrella, keeps
 you dry in a shower.
v is for vulture,
w for wiggly worm,

x is for exercising fox,
 now you take a turn.
y is for yoyo,
 zip starts with **z**.
 Now I know my alpha-
 bet, it's all in my head.

C

Ask your child what sound the letter makes and also what it is called. Please make sure they know this before you go onto the next slide. Click on the links to listen to a song, to have a go at forming the letter correctly on their whiteboard or in their exercise book and to watch an Alphablocks video.

[The c Song](#)

[Writing c](#)









[Alphablock c](#)

Make sure you do one click at a time on the next slide to make sure your child has the chance to tell you what letter the picture starts with before they are shown if they right or wrong.

C

The words you need are carrot, pear, car, igloo, glasses, cat, cake, orange

Please ask your child what each picture is and then ask them if that word starts with 'c' or another letter.

	c		g
	p		c
	c		c
	i		o

10.45 am

Next click on the blue link to do some exercise.

[Kids Workout](#)

When you have finished, go to

[Reading Planet Online](#)

and practice reading one of the books
that I have allocated for you.

Well done! You have worked very hard this morning and now it's time for you to have some lunch and watch some TV or play a game on your tablet.

1.30 pm

I hope you had a lovely lunch!

Now it's time for our Topic Lesson.

Today we're going to find out what it's like to live on the International Space Station with Tim Peake and Suni Williams.

Tour of Station Facilities

Bubble Experiment

Talk to your child about what they have seen and ask them if they can tell you how this is different from the way they live here on Earth. Ask them to tell you their favourite thing that they learnt about living on the International Space Station.

Here is a song you can learn.
You can try to sing along.

The Sock Song

Well done! Now relax and do some dance!

Shake Your Sillies Out

After working so hard today, sit back and
listen to a story.

Smelly Socks