

9 am

Good morning. Please practice tracing over your name using your name card and your special whiteboard pen.

It's time for a quiet few minutes.

Click on the blue link to do an online jigsaw puzzle.

[Go Jetters Global Adventures Puzzle](#)





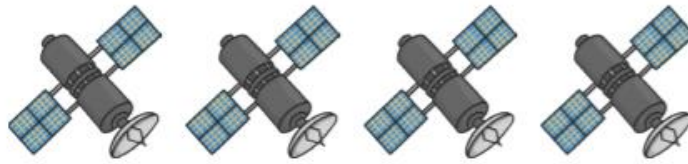
Now it's time to do some Maths.

Click on the blue link to listen to a counting song.

[Space Counting](#)

Count how many and tell your adult.





Now relax for a while – play with one of your toys!

10.15 am

Now it's time for our phonics lesson.

Now click on the blue link to listen to the

[Alphabet Song](#)

Please encourage your child to say the chant while you point at the letters below. They will need to say the letter sounds, not the letter names.




a is for apple,
b for bat and ball,
c is for caterpillar
 climbing up the wall.
d is for dinosaur,
e for elephant,
f is for flower, what
 a pretty scent.

g is for girl,
h is for horse,
i is for insect, climbing
 up my shorts.
j is for jumping,
k for kangaroo,
l is for legs, marching
 to the zoo.

m is for mountains,
n is for net,
o is for octopus,
 wiggly and wet.
p is for parrot,
q is for queen,
r is for rabbit, hopping
 on the green.

s is for snake,
t is for tower,
u for umbrella, keeps
 you dry in a shower.
v is for vulture,
w for wiggly worm,

x is for exercising fox,
 now you take a turn.
y is for yoyo,
 zip starts with **z**.
 Now I know my alpha-
 bet, it's all in my head.

A large, bold, black lowercase letter 'a' is displayed on the left side of the slide.

Ask your child what sound the letter makes and also what it is called. Please make sure they know this before you go onto the next slide. Click on the links to listen to a song, to have a go at forming the letter correctly on their whiteboard or in their exercise book and to watch an Alphablocks video.

[Letter a song](#)









[Formation of Letter a](#)

[Alphablock a](#)

Make sure you do one click at a time on the next slide to make sure your child has the chance to tell you what letter the picture starts with before they are shown if they right or wrong.

a

Please ask your child what each picture is and then ask them if that word starts with 'a' or not.

	✓		✗
	✓		✓
	✗		✗
	✓		✗

10.45 am

Next click on the blue link to do some exercise.

[PE with Joe](#)

When you have finished, go to

[Reading Planet Online](#)

and practice reading one of the books
that I have allocated for you.

Well done! You have worked very hard this morning and
now it's time for you to have some lunch and watch some
TV or play a game on your tablet.

1.30 pm

I hope you had a lovely lunch!

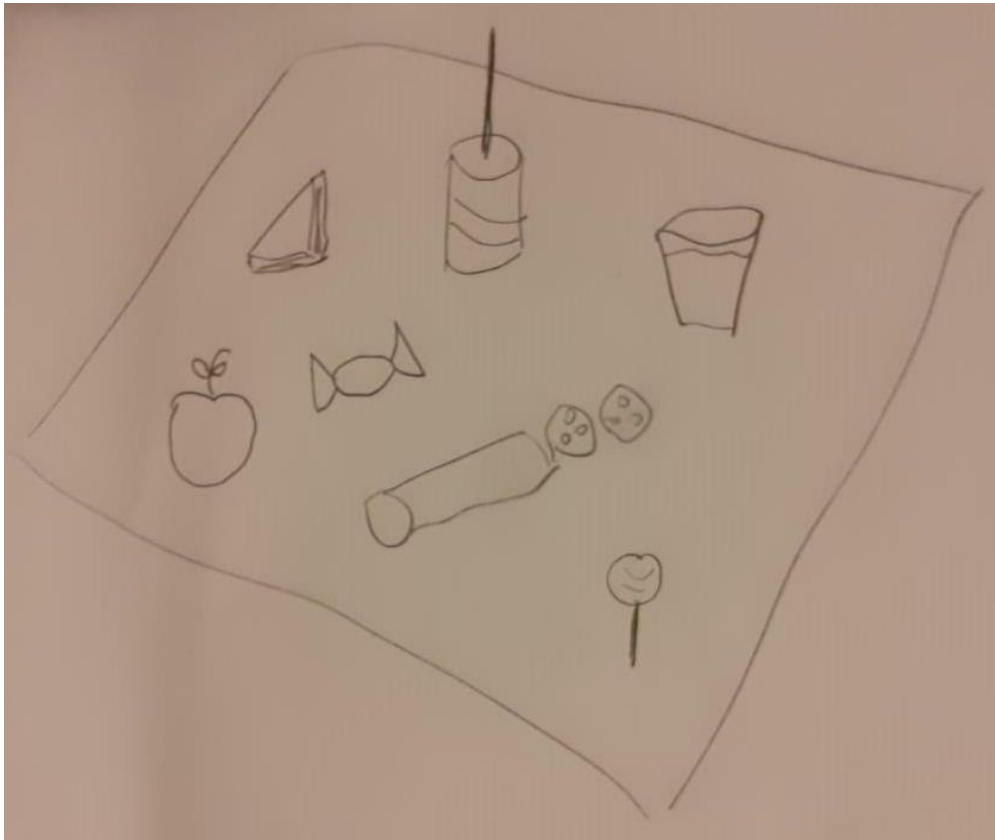
Now it's time for our Literacy Lesson.

Today we're going to read the story:

[Whatever Next by Jill Murphy.](#)

I will then ask you to draw some things that you would take with you if you went for a picnic on the moon.

Please draw the picnic mat on a piece of paper for your child and then ask them to draw a few items that they would choose to take for a picnic on the moon. There is an example below.



Please ask your child what they have drawn and label their picture so that you are modelling the writing for them.

Here is a song you can learn about the moon. You can try to sing along.

[Space Rocketship](#)

Well done! Now relax and do some yoga!

[Rocketship](#)

After working so hard today, sit back and listen to a story.

[Bear on the Moon](#)