

9 am

Good morning. Please practice tracing over your name using your name card and your special whiteboard pen.

It's time for a quiet few minutes.

Click on the blue link to do an online jigsaw puzzle.




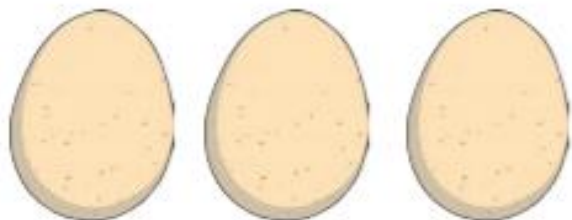
[Mister Maker's Arty Party](#)


Now it's time to do some Maths.

Click on the blue link to listen to a counting song.

[Counting Song](#)

Count how many and tell your adult.
Remember to point to each animal as you
count it.





Now relax for a while – play with one of your toys!

10.15 am

Now it's time for our phonics lesson.

Now click on the blue link to listen to the:

[Phonics Song](#)

Please encourage your child to say the chant while you point at the letters below. They will need to say the letter sounds, not the letter names.



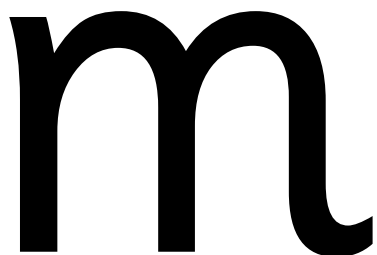
a is for apple,
b for bat and ball,
c is for caterpillar
 climbing up the wall.
d is for dinosaur,
e for elephant,
f is for flower, what
 a pretty scent.

g is for girl,
h is for horse,
i is for insect, climbing
 up my shorts.
j is for jumping,
k for kangaroo,
l is for legs, marching
 to the zoo.

m is for mountains,
n is for net,
o is for octopus,
 wiggly and wet.
p is for parrot,
q is for queen,
r is for rabbit, hopping
 on the green.

s is for snake,
t is for tower,
u for umbrella, keeps
 you dry in a shower.
v is for vulture,
w for wiggly worm,

x is for exercising fox,
 now you take a turn.
y is for yoyo,
 zip starts with **z**.
 Now I know my alpha-
 bet, it's all in my head.

A large, bold, black lowercase letter 'm' is displayed on the left side of the slide.

Ask your child what sound the letter makes and also what it is called. Please make sure they know this before you go onto the next slide. Click on the links to listen to a song, to have a go at forming the letter correctly on their whiteboard or in their exercise book and to watch an Alphablocks video.

[The m Song](#)

[Writing m](#)

[Alphablock m](#)

Make sure you do one click at a time on the next slide to make sure your child has the chance to tell you what letter the picture starts with before they are shown if they right or wrong.

m

The words you need are insect, moon, ambulance, teddy, pot, mouse, net, map

Please ask your child what each picture is and then ask them if that word starts with 'm' or another letter.



i



p



m



m



a



n



t



m

Next click on the blue link to do some dancing.

[Dancing Bones](#)

When you have finished, go to

[Reading Planet Online](#)

and practice reading one of the books
that I have allocated for you.

1.30 pm

I hope you had a lovely lunch!

Now it's time for our RE Lesson.

Today we're going to watch the story:

The Lost Sheep

We will then talk about how the baby owls felt when they thought their owl mother had left them. Also how even though they were worried and scared they helped each other to stay strong and helped each other.

The Lost Sheep



A shepherd had 100 sheep. He cared for them very much.



He watched over them in case any animals came to attack.



Every evening he took them back to the sheep fold and counted them to make sure they were all there.




One evening, the shepherd only counted 99 sheep.



The shepherd was very worried and went out to look for his lost sheep.



He searched and searched. Where was his sheep?



Finally, he found it!
It had got trapped amongst some rocks.



The shepherd carried his sheep home and made sure it was safe.



The shepherd was so happy, he threw a party to celebrate!



Click on the link below to watch a video that shows you how to make a sheep out of paper.

[DIY Paper Sheep](#)

Here is a song you can learn about the moon. You can try to sing along.

Sun, Moon & Stars

Well done! Now relax and do some yoga!

Yoga – Sun Salutations

After working so hard today, sit back and listen to a story.

Come On Daisy