

9 am

Good morning. Please practice tracing over your name using your name card and your special whiteboard pen.

It's time for a quiet few minutes.

Click on the blue link to do an online jigsaw.

**[Kiri and Lou Jigsaw](#)**

Now it's time to do some Maths.


Click on the blue link to listen to a counting song.

[Big or Small](#)

Find out which object is big and which object is small.


**Adults: Make sure the document is in Slide Show mode. After your child has told you which of the two objects that appear is big or small, click again so they can see if they were right. Repeat this for each set of objects.**

Ask your child to tell you which object is big and which is small, then click once so they can check the answers.



big

small



small

big



big

small




small

big



big

small




small

big



big

small






big

small

**Ask your child to show you the smallest object, then the middle sized object and finally the biggest object. Then click once for the objects to move so they can check if they are correct.**





**Now relax for a while – play with one of your toys!**

10.15 am

Now it's time for our phonics lesson.

Now click on the blue link to listen to the:

[Phonics Song](#)

Please encourage your child to say the chant while you point at the letters below. They will need to say the letter sounds, not the letter names.




**a** is for apple,  
**b** for bat and ball,  
**c** is for caterpillar  
 climbing up the wall.  
**d** is for dinosaur,  
**e** for elephant,  
**f** is for flower, what  
 a pretty scent.

**g** is for girl,  
**h** is for horse,  
**i** is for insect, climbing  
 up my shorts.  
**j** is for jumping,  
**k** for kangaroo,  
**l** is for legs, marching  
 to the zoo.

**m** is for mountains,  
**n** is for net,  
**o** is for octopus,  
 wiggly and wet.  
**p** is for parrot,  
**q** is for queen,  
**r** is for rabbit, hopping  
 on the green.

**s** is for snake,  
**t** is for tower,  
**u** for umbrella, keeps  
 you dry in a shower.  
**v** is for vulture,  
**w** for wiggly worm,

**x** is for exercising fox,  
 now you take a turn.  
**y** is for yoyo,  
 zip starts with **z**.  
 Now I know my alpha-  
 bet, it's all in my head.

A large, bold, black lowercase letter 'e' is positioned on the left side of the slide.

**Ask your child what sound the letter makes and also what it is called. Please make sure they know this before you go onto the next slide. Click on the links to listen to a song, to have a go at forming the letter correctly on their whiteboard or in their exercise book and to watch an Alphablocks video.**

**[The e Song](#)**

**[Writing e](#)**


**[Alphablock e](#)**

**Make sure you do one click at a time on the next slide to make sure your child has the chance to tell you what letter the picture starts with before they are shown if they right or wrong.**

The words you need are egg, pear, king, igloo, glasses, elephant, cake, orange

e

Please ask your child what each picture is and then ask them if that word starts with 'e' or another letter.



e



g



p



e



k



c



i



o

Next click on the blue link to do some exercise.

**[Funny Games For Kids](#)**

When you have finished, go to

**[Reading Planet Online](#)**

and practice reading one of the books  
that I have allocated for you.

Well done! You have worked very hard this morning and now it's time for you to have some lunch and watch some TV or play a game on your tablet.

1.30 pm

I hope you had a lovely lunch!

Now it's time for our PSHE Lesson.

Today we're going to read the story 'The Rainbow Fish' and talk about what made him happy. Then you're going to draw a picture of someone in your family and tell your adult something you could do to make them happy and ask them to write it for you.

Now it's time for our Music Lesson with  
Mr Logan and his Team

Click on the link on the website to listen to the lesson.

Here is a song you can learn.  
You can try to sing along.

### **What's Your Favourite Colour?**

Well done! Now relax and do some mindfulness.

### **Yes You Can!**

After working so hard today, sit back and  
listen to a story.

### **Big Little Hippo**