

9 am

Good morning. Please practice tracing over your name using your name card and your special whiteboard pen.

It's time for a quiet few minutes.

Click on the blue link to do an online jigsaw puzzle.

[Spot the Difference](#)


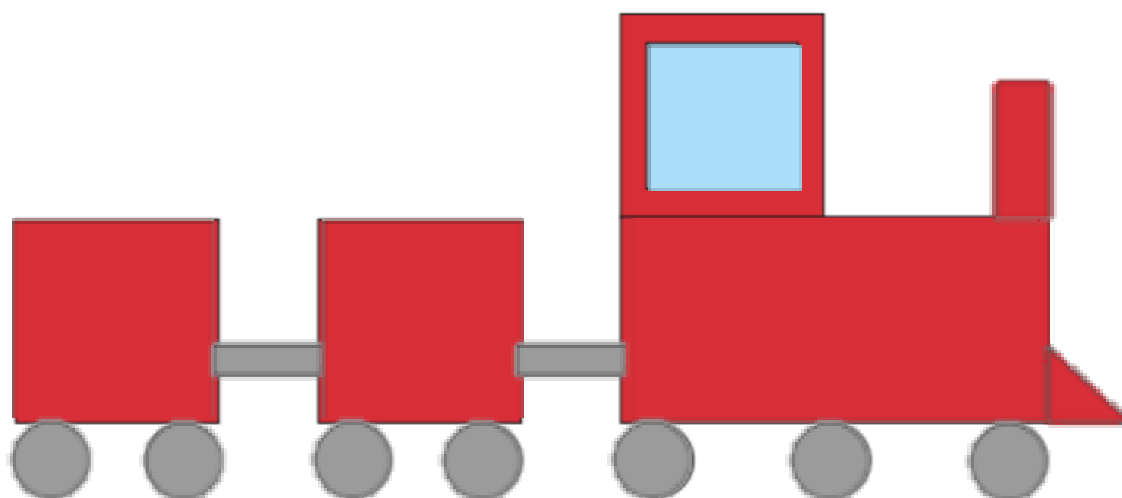
Now it's time to do some Maths.


Click on the blue link to listen to a counting song.

[Shape Song](#)

Talk to your child about the shapes to remind them what they are called.

Ask your child to point to a shape at the bottom of the screen and show you the same shape on the picture at the top of the screen. Then use one click at a time in Slide Show mode to match the shapes with the shapes in the picture.





Now relax for a while – play with one of your toys!

10.15 am

Now it's time for our phonics lesson.

Now click on the blue link to listen to the:

[Phonics Song](#)

Please encourage your child to say the chant while you point at the letters below. They will need to say the letter sounds, not the letter names.



a is for apple,
b for bat and ball,
c is for caterpillar
 climbing up the wall.
d is for dinosaur,
e for elephant,
f is for flower, what
 a pretty scent.

g is for girl,
h is for horse,
i is for insect, climbing
 up my shorts.
j is for jumping,
k for kangaroo,
l is for legs, marching
 to the zoo.

m is for mountains,
n is for net,
o is for octopus,
 wiggly and wet.
p is for parrot,
q is for queen,
r is for rabbit, hopping
 on the green.

s is for snake,
t is for tower,
u for umbrella, keeps
 you dry in a shower.
v is for vulture,
w for wiggly worm,

x is for exercising fox,
 now you take a turn.
y is for yoyo,
 zip starts with **z**.
 Now I know my alpha-
 bet, it's all in my head.

d

Ask your child what sound the letter makes and also what it is called. Please make sure they know this before you go onto the next slide. Click on the links to listen to a song, to have a go at forming the letter correctly on their whiteboard or in their exercise book and to watch an Alphablocks video.

[The d Song](#)

[Writing d](#)


[Alphablock d](#)

Make sure you do one click at a time on the next slide to make sure your child has the chance to tell you what letter the picture starts with before they are shown if they right or wrong.

d

The words you need are dinosaur, duck, ambulance, teddy, pot, mouse, nest, dog


Please ask your child what each picture is and then ask them if that word starts with 'd' or another letter.



d



p




d



m



a



n



t



d

10.00 am

Next click on the blue link to do some dancing.

[Just Dance – Jump Up](#)

When you have finished, go to

[Reading Planet Online](#)

and practice reading one of the books
that I have allocated for you.

Now relax for a while – play with one of your toys!

Well done! You have worked very hard this morning and now it's time for you to have some lunch and watch some TV or play a game on your tablet.

1.30 pm

I hope you had a lovely lunch!

Now it's time for our PSHE Lesson.

Today we're going to read the story:

[Owl Babies by Martin Waddell](#)

We will then talk about how the baby owls felt when they thought their owl mother had left them. Also how even though they were worried and scared they helped each other to stay strong.

Now it's time for our Music Lesson with
Mr Logan and his Team

Click on the link on the website to listen to the lesson.

Here is a song you can learn about the moon. You can try to sing along.

If You're Happy and You Know It

Well done! Now relax and do some yoga!

PE With Joe

After working so hard today, sit back and listen to a story.

No Matter What