

9 am

Good morning. Please practice writing your name 3 times. Write the letters as neatly as you can in the same way as I wrote them on your name card.

W

Formation of w

Now practice the letter **w** just like you see on the video by clicking on the link above.

It's time for a quiet few minutes.

Click on the blue link to do an online jigsaw.

**[Love Monster Jigsaw](#)**

9.30 am

Now it's time for our Phonics lesson. Say the letter sound rhyme out loud for the adult who is helping you.



Our special letter sound today is:

**W**

Click on the blue link to watch a short video

[Alphablock w](#)

Click on the blue link to listen to a song

[Letter w Song](#)

Read the words by sounding out the letters below and then blending them together.

wig

wax

wag

Now have a go at reading the sentence below by sounding out the words and blending them back together.

The first word is a 'tricky' word which means you have to just remember it as it can't be sounded out.

The big man


can win.



The words your child needs to try and write are:

web wet win

Now say the word each picture shows and try and write these in your book by breaking up the letter sounds that you can hear.



The sentence your child needs to write is: The big web is wet.





10.00 am

Next click on the blue link to do some dancing.

**[Kids Hiit - Workout 2](#)**

When you have finished, go to

[Reading Planet Online](#)

Or

[Oxford Owl](#)

to find books online

You can also have a go at reading the words and sentences on the next few pages.



# Reading





# Pop and Puff



A 'Let's Read Together!' Book

1



The rockets go hiss and hum.  
 .. — .... .. . . . . .

2




The rockets go pop and puff.  
 .. — .... . . . . . —

3



The rockets go up and up.  
 .. — ... ..

4



I go to the top of the hill.  
 ... .. — ..

5



I go and get a hot dog.  
 . . . . .

6

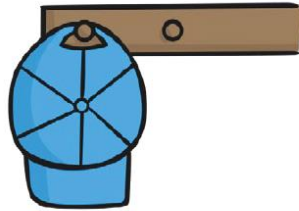


Kit and Sam go back to bed.  
 . . . . .

socks on  
a mat



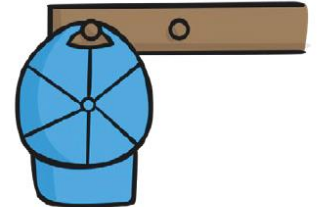
a cap on  
a peg



a run in  
the sun



rats on  
a sack



11 am

I hope you had a lovely break, but now it's time for our Maths lesson.

## Star words

share

equal

unequal

same number





3



4



5




6



2 3 4 5 6 7 8 9 10



# 12



Well done! You have worked very hard this morning and now it's time for you to have some lunch and watch some TV or play a game on your tablet.



1.30 pm

I hope you had a lovely lunch!

Now it's time for our Literacy Lesson.

Today we're going to read the story:

## **Margaret and the Moon**

Now talk to your child about how Margaret always knew what she wanted to achieve and managed to do things through determination and hard work. You can also touch on the fact that long ago people thought that girls couldn't do the same jobs as boys and that Margaret showed that they were wrong. Also talk about the fact that it was because of Margaret being really good at Maths that the astronauts managed to land on the moon.

Ask your child to draw a picture of Margaret and write a sentence about something that happened in the story.

Here is a song you can learn about dinosaurs. You can try to sing along.

### **Sun, Moon and Stars**

Well done! Now relax and do some yoga!

### **Star Wars - Cosmin Kids**

After working so hard today, sit back and listen to a story.

### **Back to Earth With a Bump**