

9 am

Good morning. Please practice tracing over your name using your name card and your special whiteboard pen.

It's time for a quiet few minutes.

Click on the blue link to play an online game.

[Underwater Counting](#)


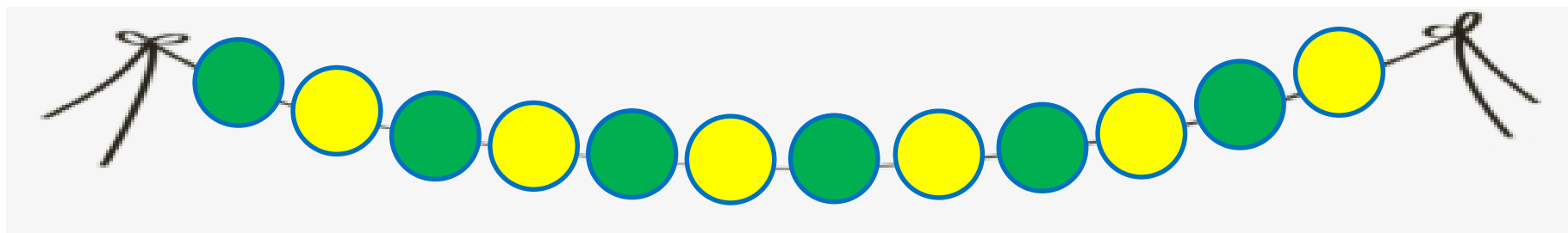
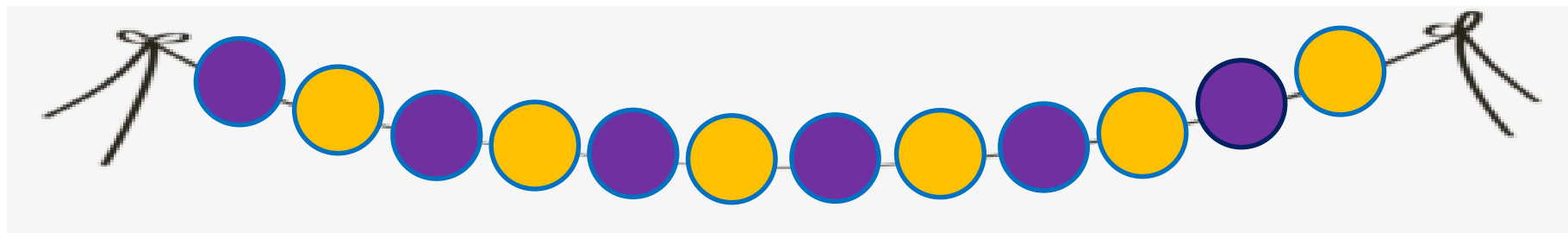
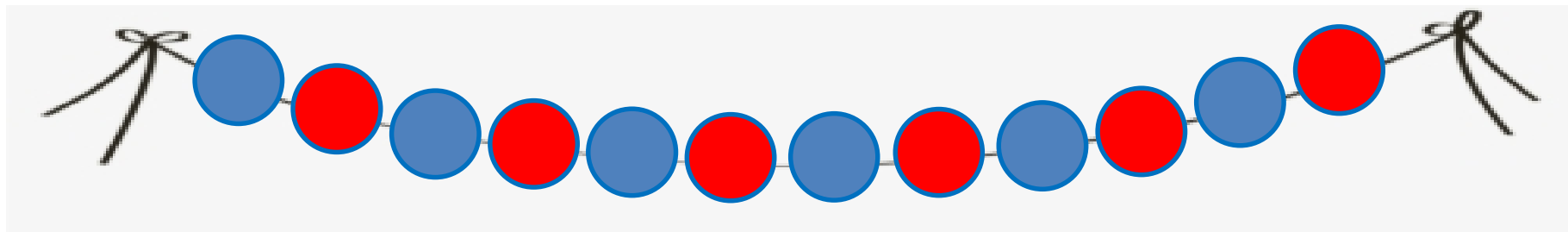
Now it's time to do some Maths.


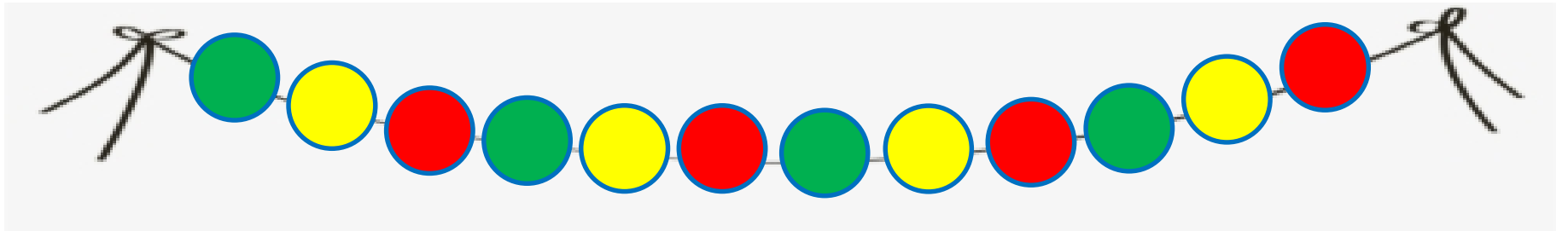
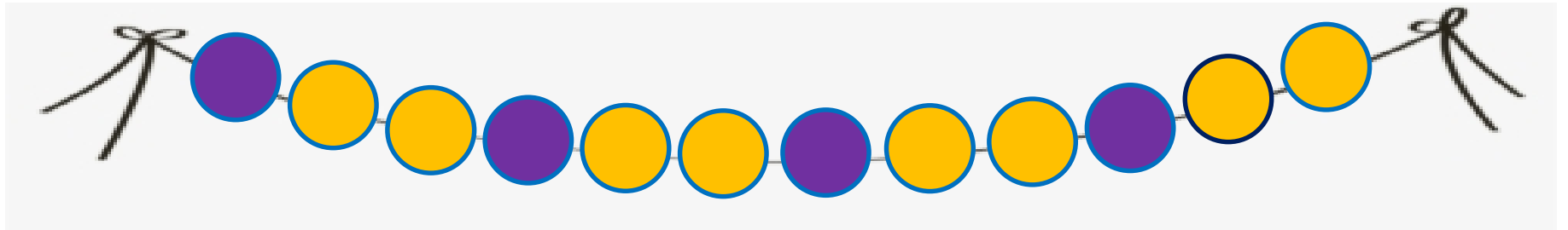
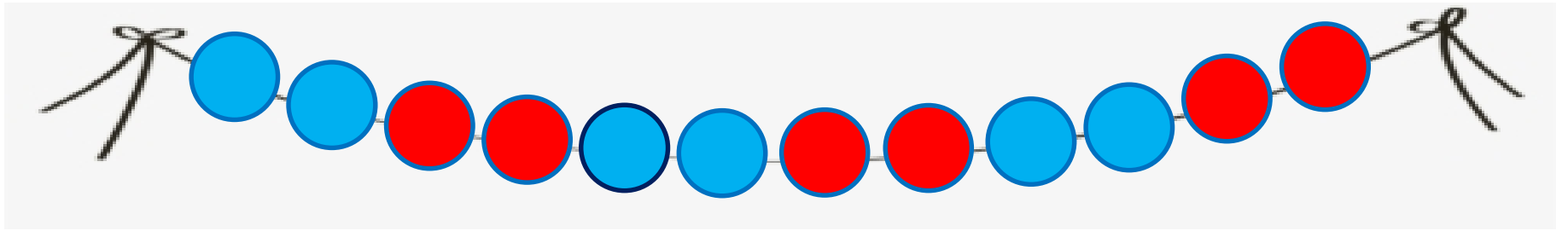
Click on the blue link to listen to a counting song.

[Patterns](#)

Find the next bead in the pattern.

Adults: Make sure the document is in Slide Show mode. Ask your child to point to the bead that they think comes next in the pattern then click so they can check if they are right.





Now relax for a while – play with one of your toys!

10.15 am

Now it's time for our phonics lesson.

Now click on the blue link to listen to the:

[a b c Jamboree](#)

Please encourage your child to say the chant while you point at the letters below. They will need to say the letter sounds, not the letter names.



a is for apple,
b for bat and ball,
c is for caterpillar
 climbing up the wall.
d is for dinosaur,
e for elephant,
f is for flower, what
 a pretty scent.

g is for girl,
h is for horse,
i is for insect, climbing
 up my shorts.
j is for jumping,
k for kangaroo,
l is for legs, marching
 to the zoo.

m is for mountains,
n is for net,
o is for octopus,
 wiggly and wet.
p is for parrot,
q is for queen,
r is for rabbit, hopping
 on the green.

s is for snake,
t is for tower,
u for umbrella, keeps
 you dry in a shower.
v is for vulture,
w for wiggly worm,

x is for exercising fox,
 now you take a turn.
y is for yoyo,
 zip starts with **z**.
 Now I know my alpha-
 bet, it's all in my head.

Play this game with your child. It is important that they learn to listen to the differences in the sounds so they can match them to the animals. This helps them with learning the sounds of the alphabet.

[Welcome to the Zoo](#)

Watch this video with your child. Ask them to repeat the sounds as they come up on the video to help them to remember them.

[Alphablocks s a t p](#)

The words you need are snail, avocado, tent, pig, table, sausage, pizza, ambulance

Please ask your child what sound each picture starts with.



s



t



a




s



t



p



p



a

Next click on the blue link to do some exercise.

[Flamenco Dancing For Kids](#)

When you have finished, go to

[Reading Planet Online](#)

and practice reading one of the books
that I have allocated for you.

1.30 pm

I hope you had a lovely lunch!

Here are a couple of Spanish songs that you can sing along to:

[Farm Animals](#)

[Adios](#)

Now it's time for us to look at how to make a fish.

You will need:

Any kind of paper eg newspaper, coloured or white paper

Sellotape or glue

Scissors

Foil



Colouring pencils or marker pens

Look at the possible ways to make a rainbow fish and make one with your child. You could use some foil to make the glittering scales.



FUN ACTIVITIES INSPIRED BY THE RAINBOW FISH

Fun with Mama



Here is a song you can learn.
You can try to sing along.

Down in the Deep Blue Sea

Well done! Now relax and do some yoga.

Lulu the Lion Cub

After working so hard today, sit back and
listen to a story.

The Lion Who Wanted to Love