

9 am

Good morning. Please practice writing your name 3 times. Write the letters as neatly as you can in the same way as I wrote them on your name card.

Now practice writing any of the letters we have worked on so far.

s a t p i n m d g
o c k e u r h b f
l j v w x y z

Show your child the word under the square and then ask them to write it 5 times so they learn it. Then cover their writing and cover the word and ask them to write it from memory until you are sure they can write it independently.



9.15 am

Now it's time for our Phonics lesson. Click on the blue link to watch a phonics song.

Phonics Song

Then click on the blue link to watch an Alphablocks episode.

cat – a t p n d g o c

Then click on the blue link to play a phonics game.

Fishy Sounds

Then click on the blue link to watch a song about the tricky words.

Phase 3 Tricky Words

Now have a go at reading the sentence below by reading the tricky words through remembering them and sounding out the other words and blending them back together.

He can go to

the bus stop!

The sentence your child needs to write is: He has a big pet dog.



It's time for a quiet few minutes.

Click on the blue link to play an online game.

[The Great Pirate Game](#)

10.00 am

Please click on the link on the **Reception
class page** to attend whole school
assembly.

10.30 am

Next click on the blue link to do some dancing.

[Waka Waka This Time For Africa](#)

When you have finished, go to

[Reading Planet Online](#)

Or

Oxford Owl

and practice reading one of the books
that I have allocated for you or another book of your
choice.

Now relax for a while – play with one of your toys!

11 am

I hope you had a lovely break, but now it's time for our Maths lesson.

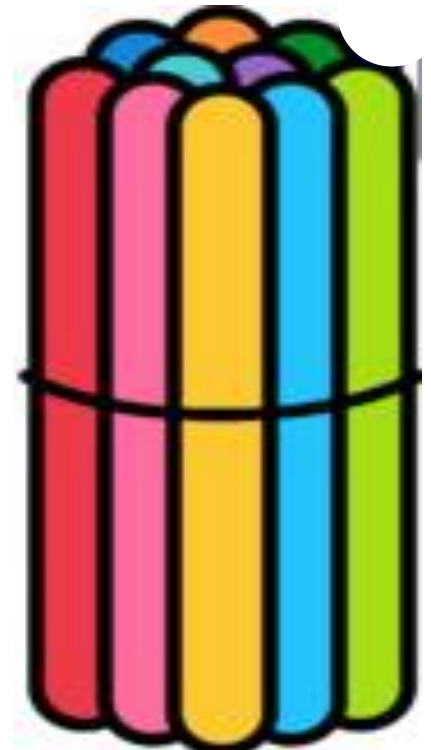
Star Words

- | | | | | | | | |
|-------|----|----|----|-------|----|----|----|
| 1 | 2 | 3 | 4 | 5 | 6 | 7 | 8 |
| 9 | 10 | 11 | 12 | 13 | 14 | 15 | 16 |
| 17 | 18 | 19 | 20 | more | | | |
| fewer | | | | order | | | |



1 2 3 4 5 6 7 8 9 10

1 2 3 4 5 6 7 8 9 10



11 12 13 14 15 16 17 18 19 20

10

20



1 0

Ask your child to make the numbers on the right using the buttons.



1 1

1 2

1 3

1 4

1 5



1 6

1 7

1 8

1 9

2 0

1 1	1 2	1 3	1 4	1 5
1 6	1 7	1 8	1 9	2 0

1	2	3	4	5
6	7	8	9	10
11	12	13	14	15
16	17	18	19	20

1 1

1 2

1 3

1 4

1 5











1 6

1 7

1 8

1 9

2 0



Well done! You have worked very hard this morning and now it's time for you to have some lunch and watch some TV or play a game on your tablet.

1.30 pm

I hope you had a lovely lunch!

Here are a couple of Spanish songs that you can sing along to:

[Hola!](#)

[La Granja](#)

[Globos](#)

[Adios](#)

Now it's time for us to look at how to make a solar system mobile.

You will need:

Paper or Cardboard

Sellotape or Glue

Scissors

Collage materials

Colouring pencils or marker pens

Here are some things you might like to make with your child to celebrate Chinese New Year. Have a look at the possibilities and work out what is possible taking into account the resources that you have at home.

CHINESE NEW YEAR Crafts for KIDS



Here is a song you can learn.
You can try to sing along.

We're Going On A Bear Hunt

Well done! Now relax and do some yoga.

Bear Hunt – Cosmic Kids

After working so hard today, sit back and
listen to a story.

We're Going On A Bear Hunt