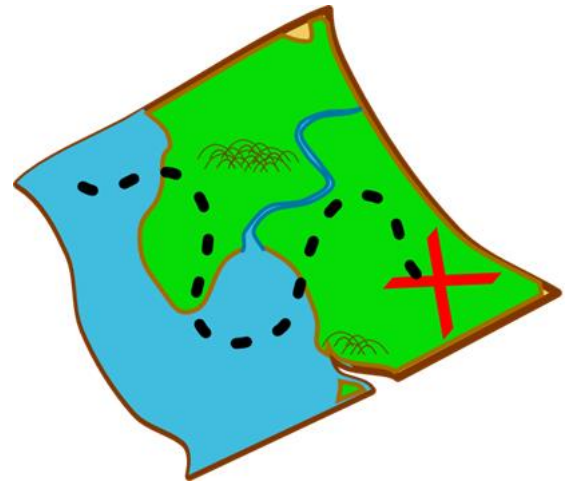


9 am

Good morning. Please have a go at writing the words that go with these pictures by yourself.  
Think about the sounds you need to write.

The sound that your child needs to review today is **m**.

The words your child needs to write are mat & map



9.30 am

Now it's time for our Phonics lesson. Say the letter sound rhyme out loud for the adult who is helping you.

Our special sound today is:

**ee**

Click on the blue link to listen to a song

**ee Song**

Click on the blue links to watch a short video

**ee sound**

**Beep - ee**

It's time for a quiet few minutes.

Click on the blue link to play an online game.

## [A Year On Your Farm Game](#)

9.30 am

Now it's time for our Phonics lesson. Say the letter sound rhyme out loud for the adult who is helping you.



Read the words by sounding out the letters below and then blending them together.

meet



seem



creep



speech



Now have a go at reading the sentence below by sounding out the words and blending them back together.


We can see

the green jeep.

The words your child needs to try and write are

weep deep green steep



Now say the word each picture shows and try and write these in your book by breaking up the letter sounds that you can hear.



The sentence your child needs to write is: I can see the feet in the mud.



Click the pictures that contain the 'ai' sound to move them into the middle.




ai






Click the pictures that contain the 'ee' sound to move them into the middle.



ee



10.00 am

Next click on the blue link to do some exercise.

## **Just Dance – I am a Gummy Bear**




When you have finished please click on the blue link below to read a book.

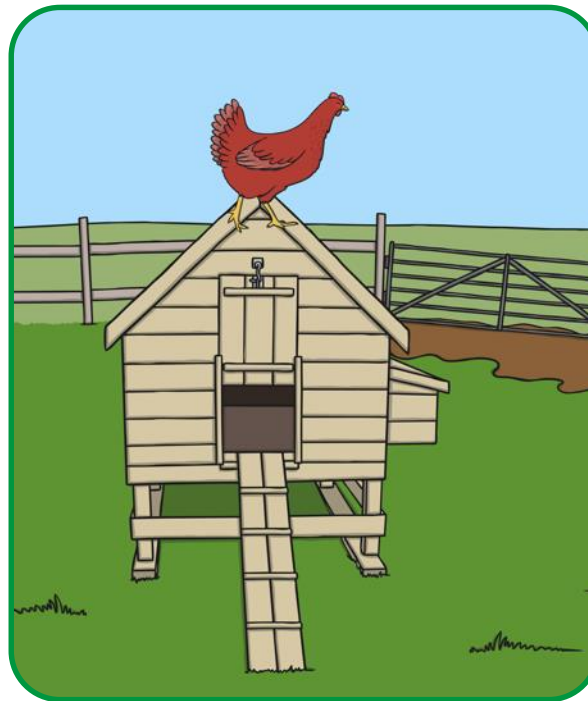
## **Pip and the Map**

Now read the following questions and think about whether the answer to them is 'yes' or 'no'.

The tap is on.

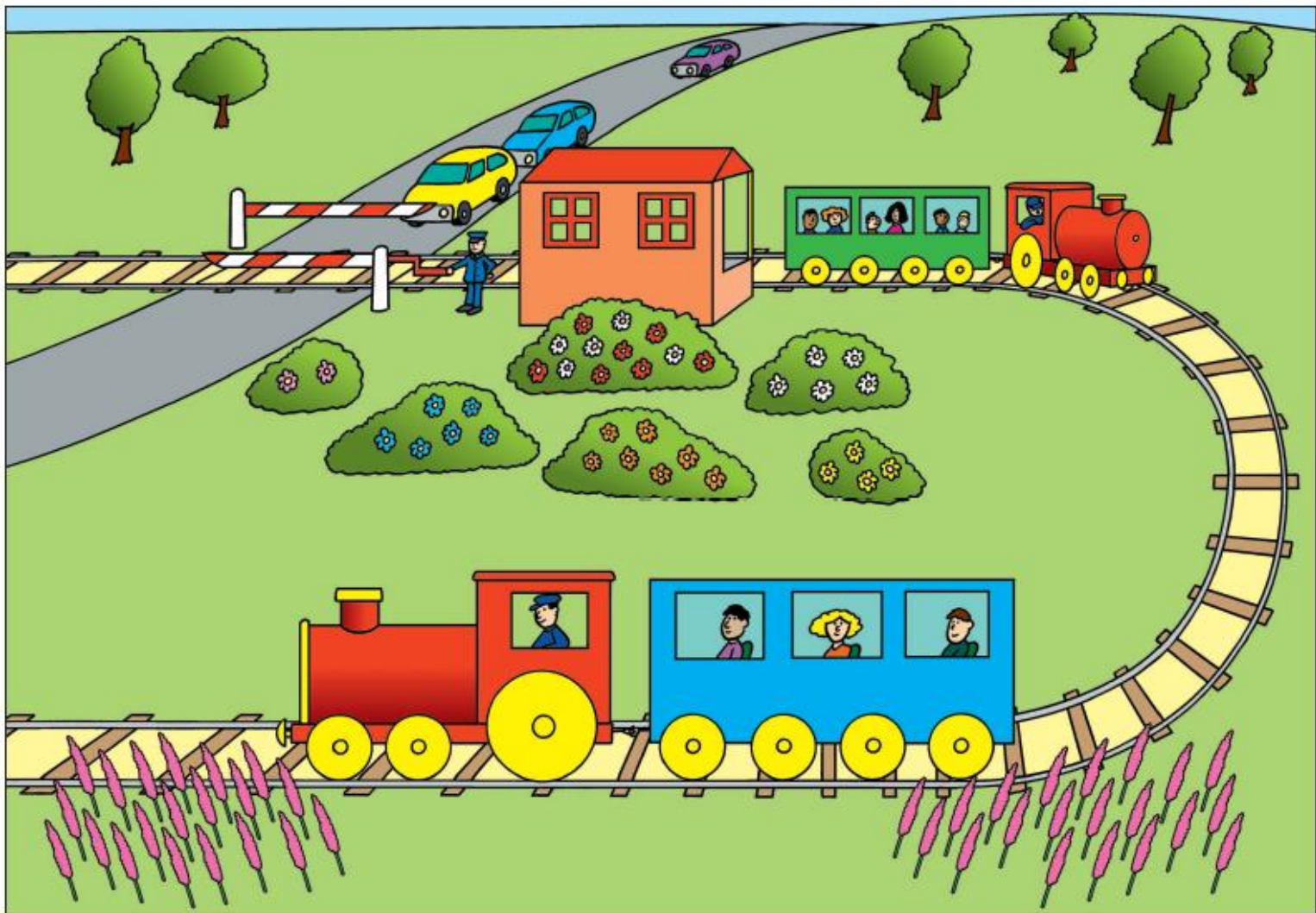


The red hen is on  
the hut.



The dog has  
a pup.





11 am

I hope you had a lovely break, but now it's time for our Maths lesson.

## Star words

part


plus

whole

is equal to

altogether







10




10








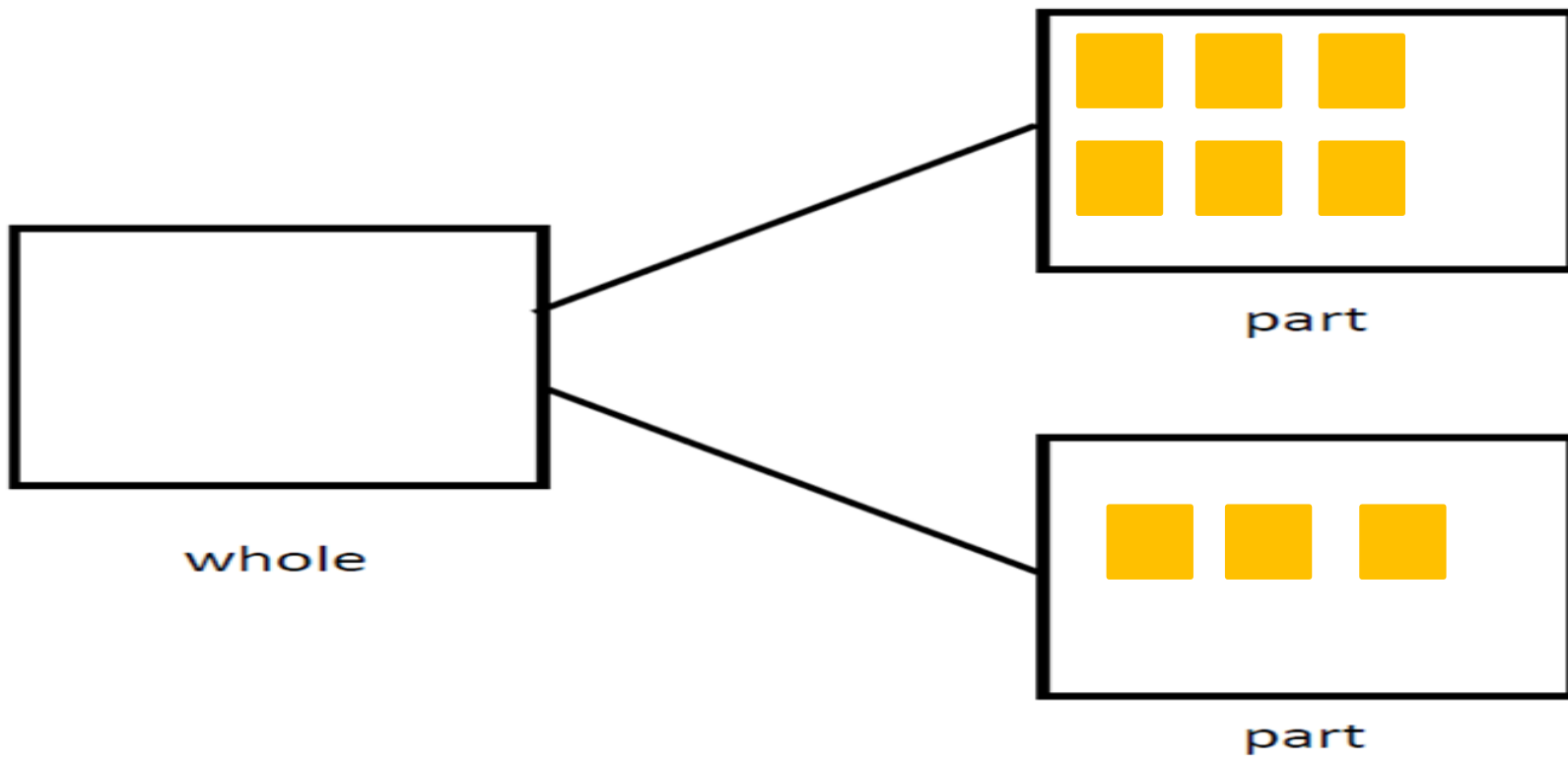

whole

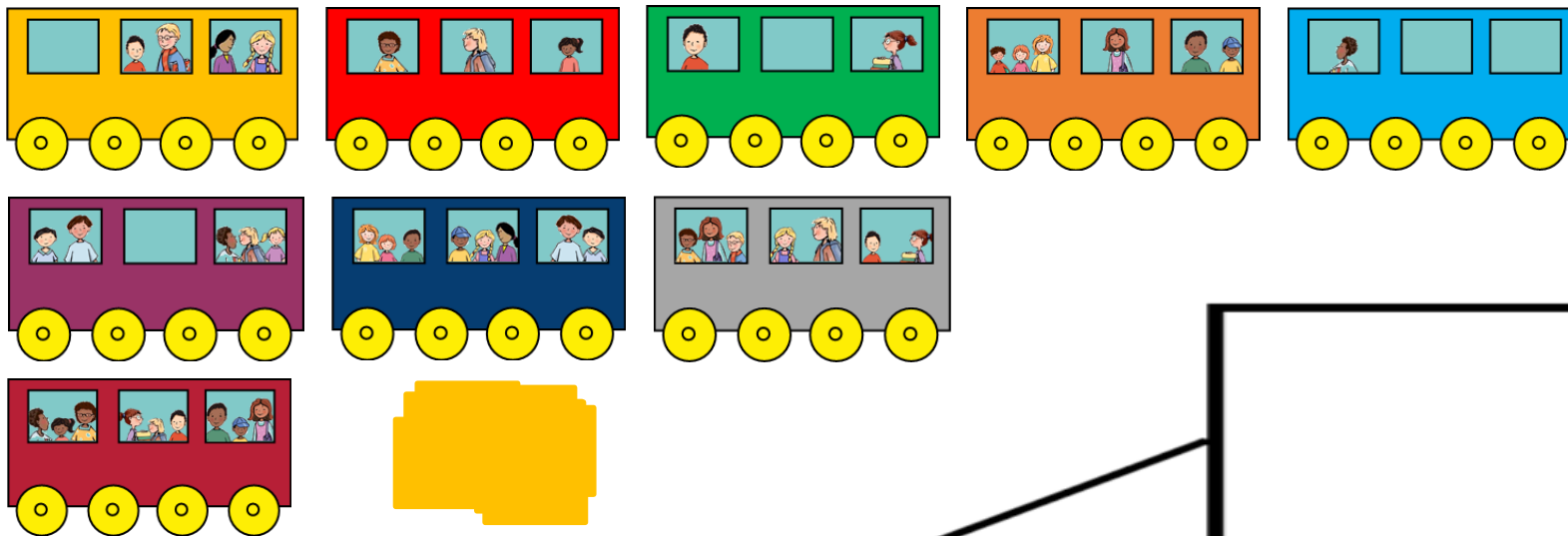


part



part





whole



part



part

One part is      and the other part is      .

plus      is equal to      .

The whole is      .

Well done! You have worked very hard this morning and now it's time for you to have some lunch and watch some TV or play a game on your tablet.

1.30 pm

I hope you had a lovely lunch!

Now it's time for our RE Lesson.

People have meals with people for different reasons. It might be an occasion that lots of people are taking part in eg Christmas or a special occasion for a family or group of friends.







Today we're going to watch the story:

## **The Last Supper**

Explain that Jesus knew that he was going away, so he wanted to have a special meal before he went. If you were going away somewhere, who would you choose to have a meal with? He chose his closest friends – his disciples – to eat with. They ate a special Jewish meal called a 'Passover' meal, which included bread and wine. Have you ever seen people eat and drink this in church? Today Christians do this to remember Jesus.



Here is bread and wine like what Jesus shared with the disciples at the last supper. Christians use special bread and wine in church (on the right) to remember Jesus.





Here is a song you can learn about the moon. You can try to sing along.

### **I Met a Bear**

Well done! Now relax and do some yoga!

### **Cosmic Kids – Bear Hunt**

After working so hard today, sit back and listen to a story.

### **Bare Bear**