

9 am

Good morning. Please practice tracing over your name using your name card and your special whiteboard pen.

It's time for a quiet few minutes.

Click on the blue link to play an online game.

Peter Rabbit's Hop To It Game

Next click on the blue link to do some exercise.

Old MacDonald

Reading



When you have finished, click on the blue link below to read a book online.

I Spy

10.15 am

Now it's time for our phonics lesson.

Now click on the blue link to listen to the:

Phonics Song

Please encourage your child to say the chant while you point at the letters below. They will need to say the letter sounds, not the letter names.




a is for apple,
b for bat and ball,
c is for caterpillar
 climbing up the wall.
d is for dinosaur,
e for elephant,
f is for flower, what
 a pretty scent.

g is for girl,
h is for horse,
i is for insect, climbing
 up my shorts.
j is for jumping,
k for kangaroo,
l is for legs, marching
 to the zoo.

m is for mountains,
n is for net,
o is for octopus,
 wiggly and wet.
p is for parrot,
q is for queen,
r is for rabbit, hopping
 on the green.

s is for snake,
t is for tower,
u for umbrella, keeps
 you dry in a shower.
v is for vulture,
w for wiggly worm,

x is for exercising fox,
 now you take a turn.
y is for yoyo,
 zip starts with **z**.
 Now I know my alpha-
 bet, it's all in my head.

A large, bold, black lowercase letter 't' is positioned on the left side of the slide.

Ask your child what sound the letter makes and also what it is called. Please make sure they know this before you go onto the next slide. Click on the links to listen to a song, to have a go at forming the letter correctly on their whiteboard or in their exercise book and to watch an Alphablocks video.

[The t Song](#)

[Writing t](#)

[Alphablock t](#)


Make sure you do one click at a time on the next slide to make sure your child has the chance to tell you what letter the picture starts with before they are shown if they right or wrong.




a




t




s



s



t



t



a



t



p

The words you need are: ambulance, sit, snake, tiger, pan, star, apple, table, sun

Now relax for a while – play with one of your toys!

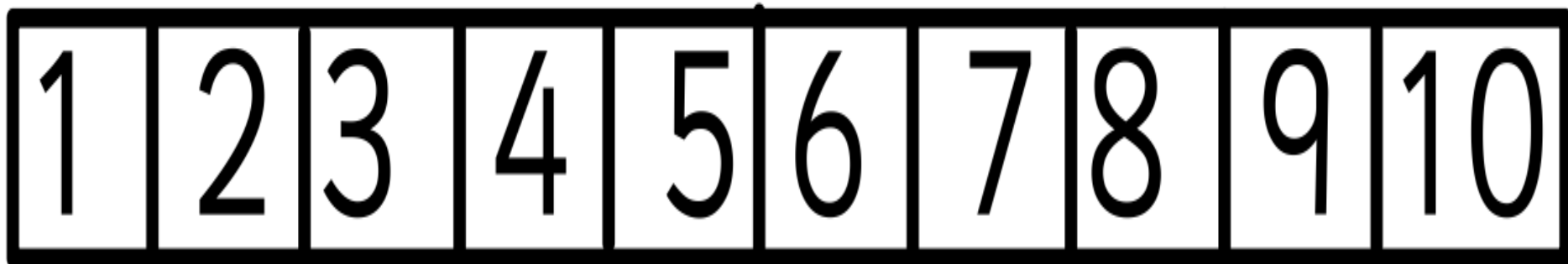
12 pm

Now it's time to do some Maths.

Click on the blue link to listen to a counting song.

10 Little Dinosaurs

Adults: Go through the numbers with your child to make sure they recognise them before they do the activity. If they find these difficult then just stick to the numbers 1 – 5.




1

2

3

4

5



In Slide Show mode, give your child 10 small objects that they can count with and a plate or bowl to count them into. Now click on the page so a number appears. Ask your child to tell you the number and then ask them to count out that number of objects and place them in the plate or bowl.


6

7

8

9

10



Well done! You have worked very hard this morning and now it's time for you to have some lunch and watch some TV or play a game on your tablet.

1.30 pm


I hope you had a lovely lunch!

Now it's time for our RE Lesson.

Ask your child if they know what a donkey does and what they think they might be used for.



Donkeys are used as working animals in lots of different countries in the world. They carry people as well as loads that are too heavy for people to carry themselves. On beaches in this country, donkeys are used to give children rides.



Today we're going to watch the story:

Palm Sunday

We will then talk about why the people were so excited about Jesus coming to Jerusalem. Ask your child what the people did and why the religious men did not like it. Also talk about how Jesus was a special kind of king – Christians believe he is King of the whole world and came to earth to show God's love and save people.

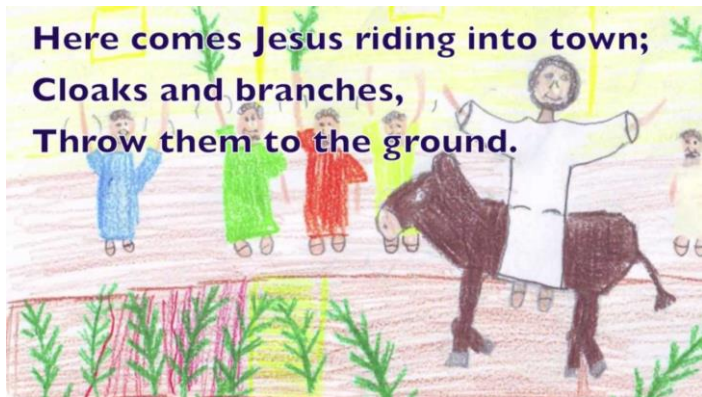


This is a picture of Jesus riding into Jerusalem on a young donkey. The people shouted Hosana and laid their coats and palm leaves on the ground.

This is a photo of Queen Victoria using a donkey to pull her cart.



Here comes Jesus riding into town;
Cloaks and branches,
Throw them to the ground.



Here are some different ideas
of art or craft ideas that you
can do with your child for the
story of Palm Sunday.



Please choose one or
more that is suitable in
terms of the resources
you have at home.



Here is a song you can learn about the moon. You can try to sing along.

Old MacDonald Had a Farm

Well done! Now relax and do some yoga!

Cosmic Kids – On the Farm

After working so hard today, sit back and listen to a story.

Farmer Duck