

9 am

Good morning. Please practice writing your name 3 times. Write the letters as neatly as you can in the same way as I wrote them on your name card.

Z

Formation of z

Now practice the letter **z** just like you see on the video by clicking on the link above.

It's time for a quiet few minutes.

Click on the blue link to do an online jigsaw puzzle.

[Garden Tales Jigsaw](#)

9.30 am

Now it's time for our Phonics lesson. Say the letter sound rhyme out loud for the adult who is helping you.



Our special letter sound today is: **Z**

Click on the blue link to watch a short video


[Alphablock z](#)

Click on the blue link to listen to a song


[Letter z Song](#)

Read the words by sounding out the letters below and then blending them together.

zed



zap



Now have a go at reading the sentence below by sounding out the words and blending them back together.

The first word is a 'tricky' word which means you have to just remember it as it can't be sounded out.

The zed

is fat.



The word your child needs to try and write is:

zip

Now say the word each picture shows and try and write these in your book by breaking up the letter sounds that you can hear.



The sentence your child needs to write is: The zip is big.

They need to remember how to write 'The' and then sound out the rest of the words.



10.00 am

Next click on the blue link to do some dancing.

PE With Joe

When you have finished, go to

[Reading Planet Online](#)

Or

[Oxford Owl](#)

to find books online

You can also have a go at reading the words and sentences on the next few pages

Reading



Sit and Sip



Written by Abigail Steel
Illustrated by Andy Elkerton

RISE  **STARS**

Nan and Tam sit and sip.



The pot is on the mat.



Nan can tip the pot.



Nan and Tam dip and sip.



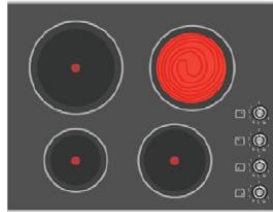
Nan can sip and nap!



go to the
log hut



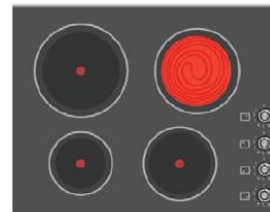


a hot hob



sit back
to back



a duck
and a hen



11 am

I hope you had a lovely break, but now it's time for our Maths lesson.

Star words

share

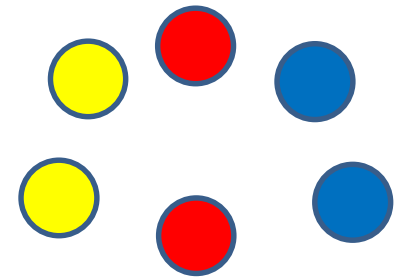
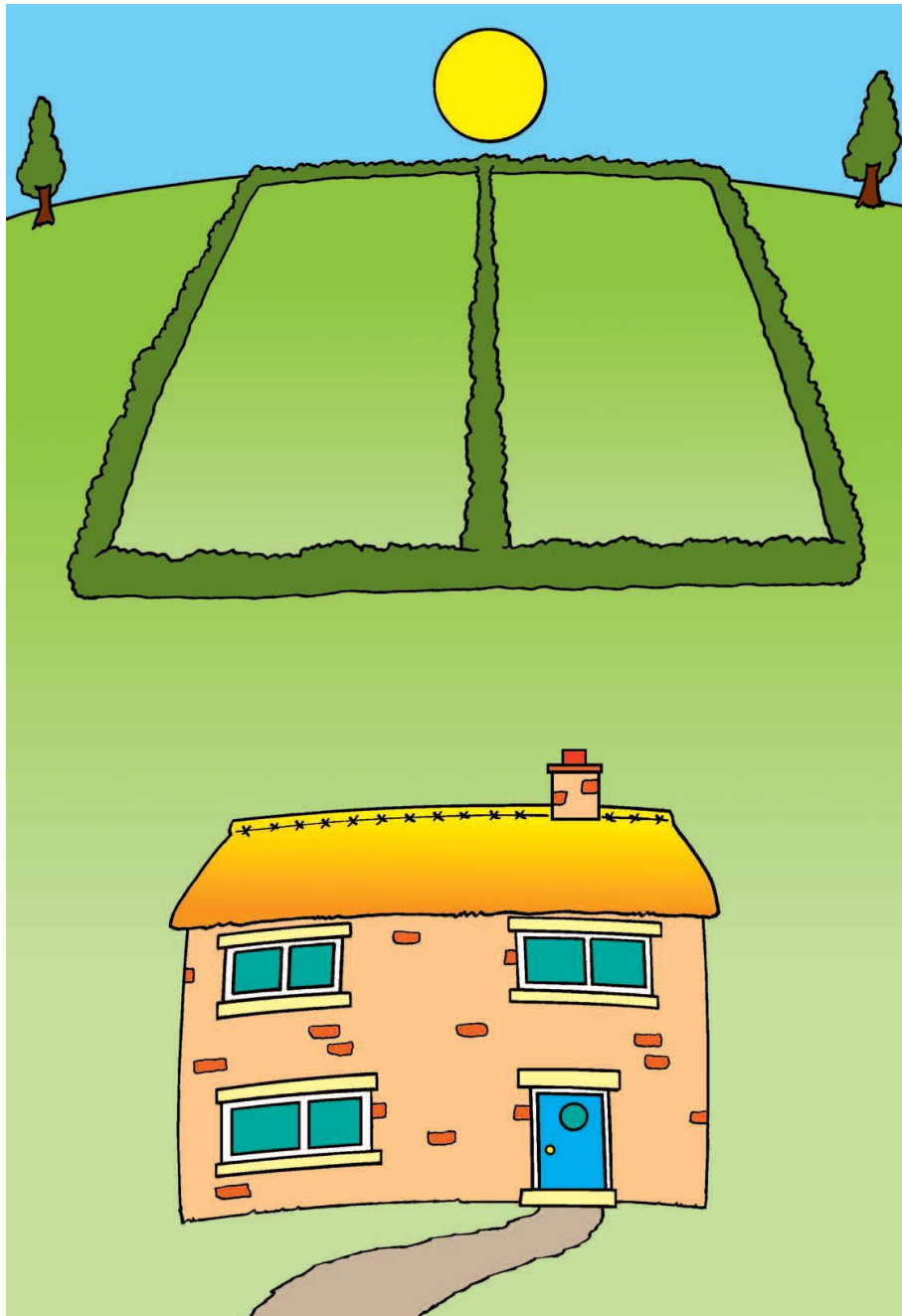
how many?


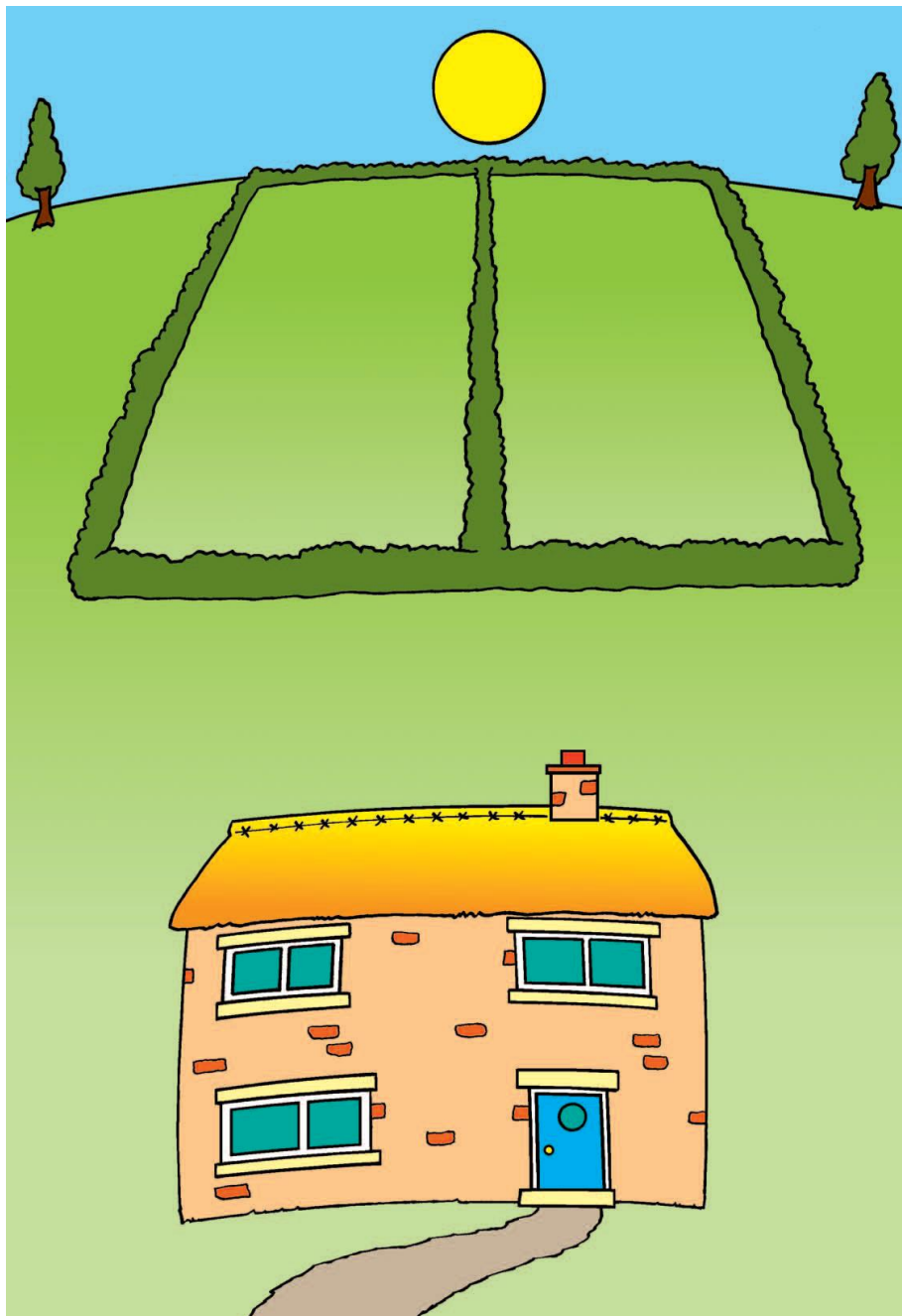
altogether





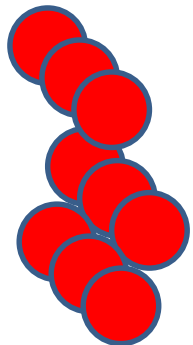

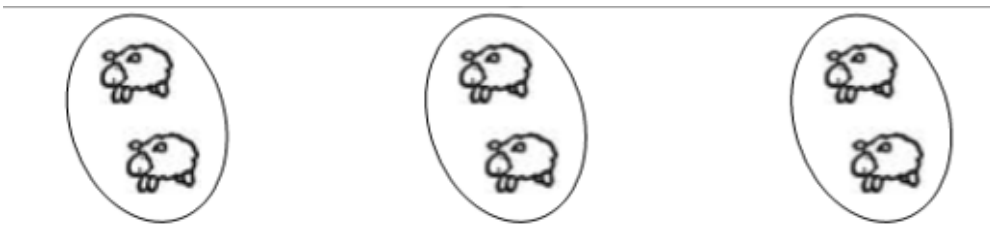

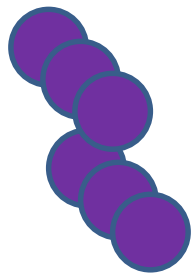
equal groups











same number







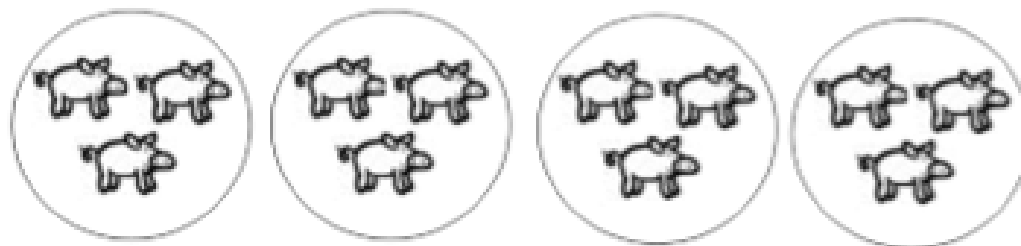






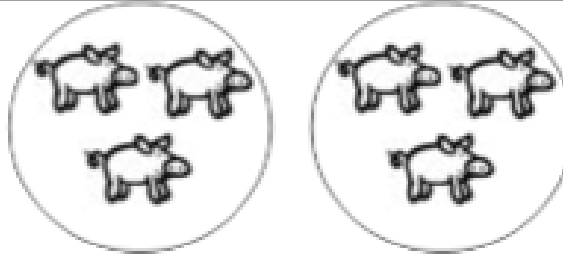
10 shared equally between is equal to .

groups of are equal to .



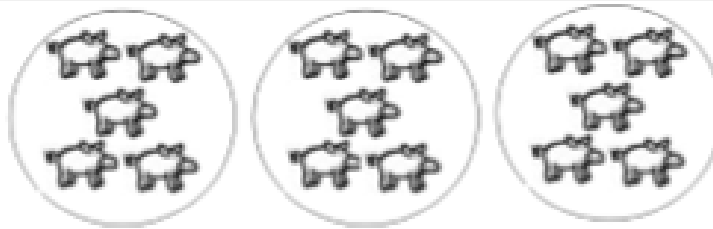
12 shared equally between is equal to .

groups of are equal to .



6 shared equally between is equal to .

groups of are equal to .



15 shared equally between is equal to .

groups of are equal to .

Click in
Slide Show
Mode to
show the
tens on the
hundred
square.

1	2	3	4	5	6	7	8	9	10
11	12	13	14	15	16	17	18	19	20
21	22	23	24	25	26	27	28	29	30
31	32	33	34	35	36	37	38	39	40
41	42	43	44	45	46	47	48	49	50
51	52	53	54	55	56	57	58	59	60
61	62	63	64	65	66	67	68	69	70
71	72	73	74	75	76	77	78	79	80
81	82	83	84	85	86	87	88	89	90
91	92	93	94	95	96	97	98	99	100

Well done! You have worked very hard this morning and now it's time for you to have some lunch and watch some TV or play a game on your tablet.

1.30 pm

I hope you had a lovely lunch!

Now it's time for our PSHE Lesson.

Today we're going to log onto:

The Oak National Academy
for a lesson on Internet Safety

D is for Danger

Now it's time for our Music Lesson with
Mr Logan and his Team

Click on the link on the website to listen to the lesson.

Here is a song you can learn.
You can try to sing along.

He's a Zebra

Well done! Now relax and do some mindfulness.

Superhero Workout for Kids

After working so hard today, sit back and
listen to a story.

The Zebra Who Ran Too Fast