

9 am

Good morning. Please have a go at writing the words that go with these pictures by yourself.
Think about the sounds you need to write.

The sound that your child needs to review today is **n**.

The words your child needs to write are pan & nut



9.30 am

Now it's time for our Phonics lesson. Say the letter sound rhyme out loud for the adult who is helping you.

Our special sound today is:

ai

Click on the blue link to listen to a song

[ai Song](#)

Click on the blue links to watch a short video

[ai sound](#)

[Train – ai](#)

It's time for a quiet few minutes.

Click on the blue link to do a spot the difference game.

[Moon and Me Spot the Difference](#)

9.30 am

Now it's time for our Phonics lesson. Say the letter sound rhyme out loud for the adult who is helping you.



Read the words by sounding out the letters below and then blending them together.

rail



sail



main



paint



Now have a go at reading the sentence below by sounding out the words and blending them back together.

The first word is a 'tricky' word which means you have to just remember it as it can't be sounded out.

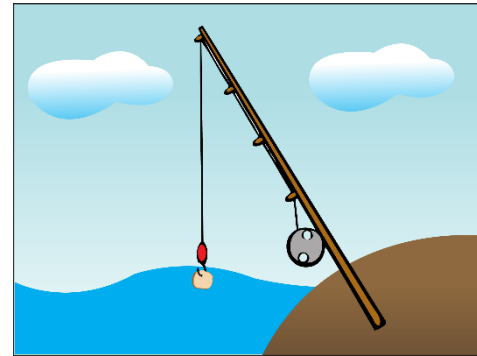
The boat has

a big sail.

The words your child needs to try and write are:

pain bait wait hail


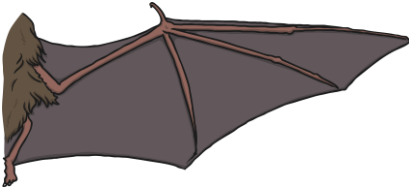
Now say the word each picture shows and try and write these in your book by breaking up the letter sounds that you can hear.




The sentence your child needs to write is: The rain fell down hard.





Click the pictures that contain the 'ng' sound to move them into the middle.



ng



Click the pictures that contain the 'ai' sound to move them into the middle.



ai



10.00 am

Next click on the blue link to do some exercise.



[PE With Joe](#)




When you have finished please click on the blue link below to read a book.

[Dig in the Pit](#)

Can a pan get hot?



Can a pig hop?



Is a rock a pet?



11 am

I hope you had a lovely break, but now it's time for our Maths lesson.

Star Words

double


half


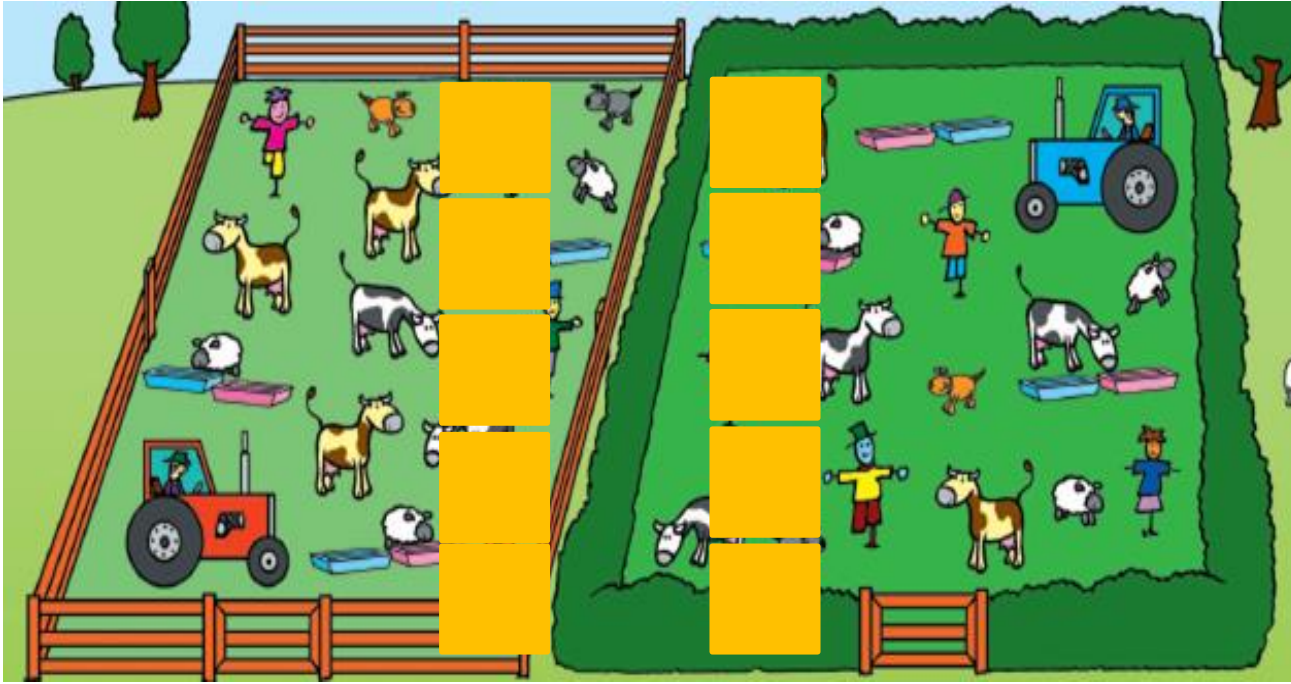
two

equal

same

part-whole model







Ask your child to say:

Half of 10 is equal to 5

Double 5 is equal to 10

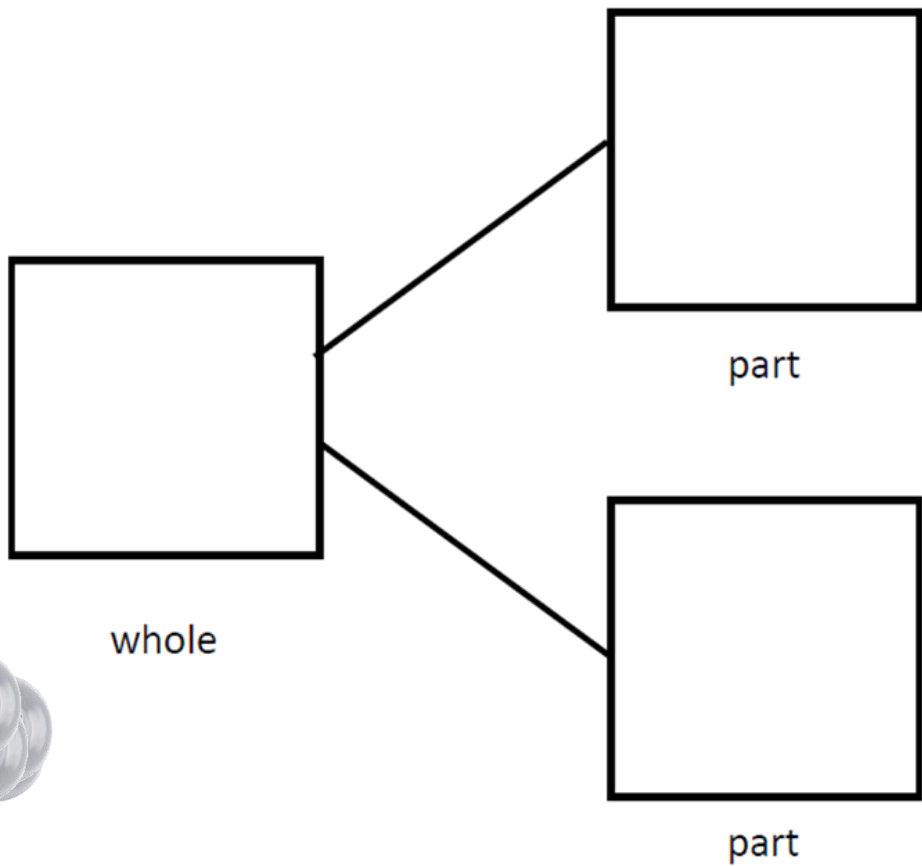


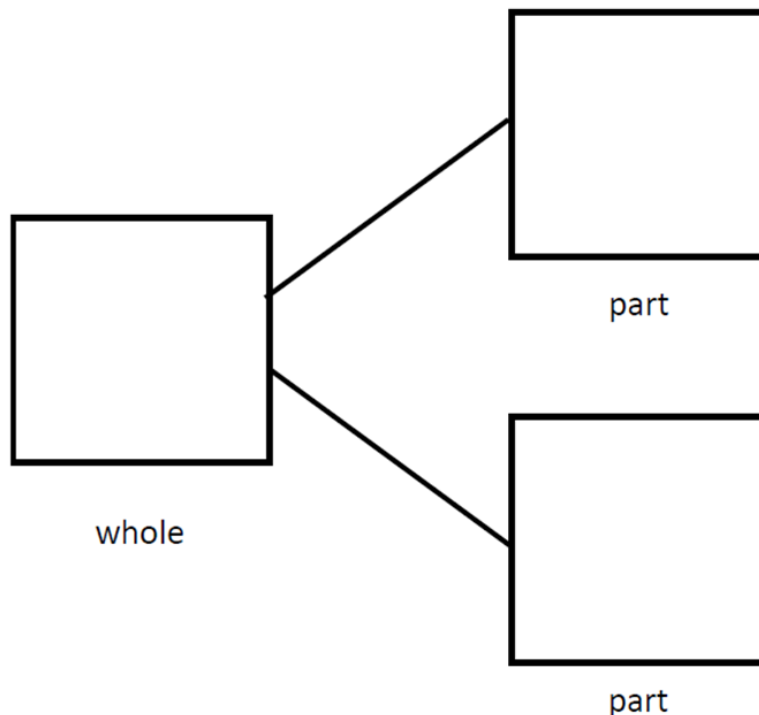

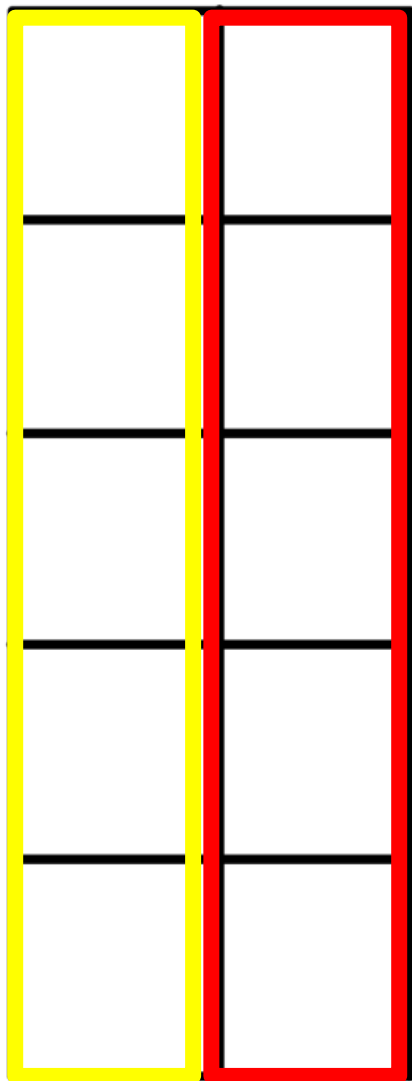
Ask your child to say:

Half of 8 is equal to 4

Double 4 is equal to 8

1	2	3	4	5
6	7	8	9	10





**Double
Half of**

**is equal to
is equal to**

**.
.**

Well done! You have worked very hard this morning and now it's time for you to have some lunch and watch some TV or play a game on your tablet.

1.30 pm

I hope you had a lovely lunch!
Now it's time for our Literacy Lesson.

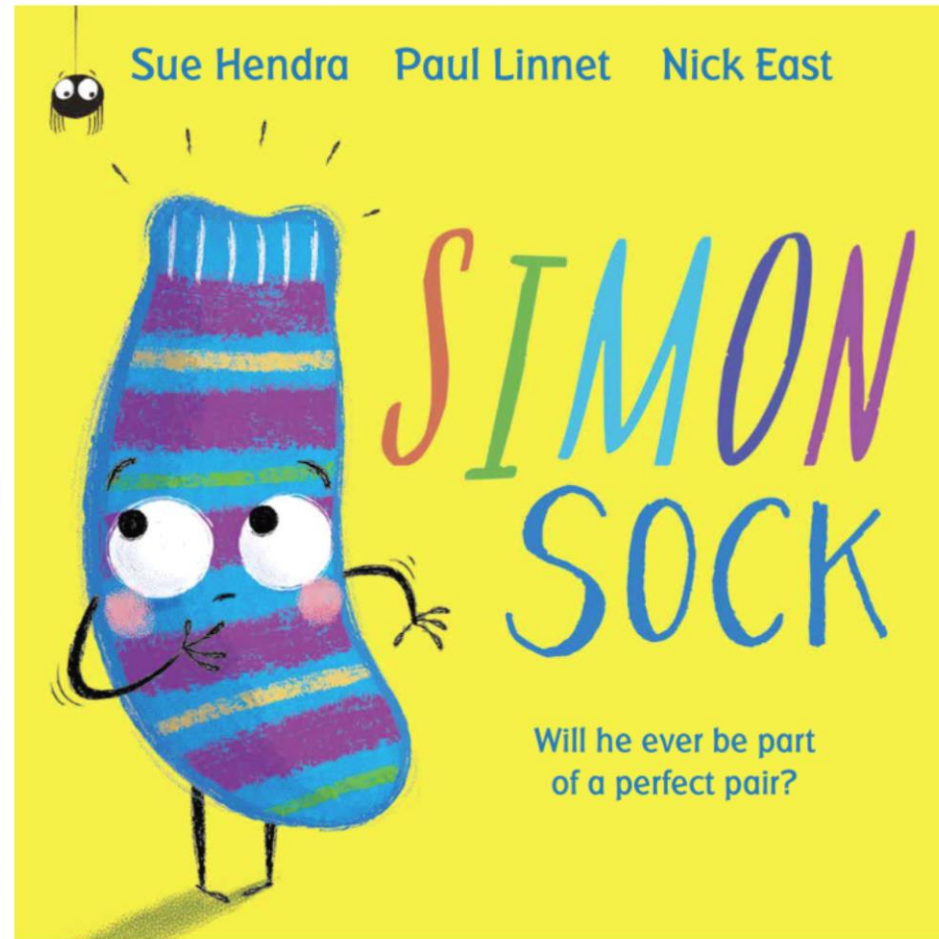
Today we're going to read the story:

Oliver's Vegetables

Now talk to your child about how Oliver thought he didn't like vegetables, when he helped his Grandad pick them, he actually liked them.

Simon Sock

by Sue Hendra, Paul Linnet and Nick East





Do you think it is important to look the same as your friend?

Why do you think that?

Do you look the same as your friend?

How are you the same and how are you different?



Encourage your child to think about the qualities that make someone a good friend eg kindness, ability to share etc and not how they look.

Design a 'friend wanted' poster in your exercise book.



Ted is keen to find Simon a friend, a stripy friend.



What makes a good friend?

What should Ted be looking for in Simon's new friend?

Now write a story about Simon and his new friend in your exercise book. You can draw a picture of them both if you like!



Here is a song you can learn.
You can try to sing along.

Story Bots – Outer Space

Well done! Now relax and do some yoga

All About Rockets Yoga

After working so hard today, sit back and listen to a
story.

Miss Mouse Goes to Space