

9 am

Good morning. Please have a go at writing the words that go with these pictures by yourself.
Think about the sounds you need to write.

The sound that your child needs to review today is **p**.

The words your child needs to write are peg & pop



9.30 am

Now it's time for our Phonics lesson. Say the letter sound rhyme out loud for the adult who is helping you.

Our special sound today is:

th

Click on the blue link to listen to a song

[th Song](#)

Click on the blue links to watch a short video

[th sound](#)

[Thing - th](#)

It's time for a quiet few minutes.

Click on the blue link to do an online jigsaw.

Peter Rabbit Jigsaw


9.30 am

Now it's time for our Phonics lesson. Say the letter sound rhyme out loud for the adult who is helping you.



Read the words by sounding out the letters below and then blending them together.

that

The word 'that' is written in a large, black, sans-serif font. Below the letters, there are red markers indicating sound segments: a red oval under 'th', a red dot under 'a', and another red dot under 't'.

this

The word 'this' is written in a large, black, sans-serif font. Below the letters, there are red markers indicating sound segments: a red oval under 'th', a red dot under 'i', and another red dot under 's'.

thick

The word 'thick' is written in a large, black, sans-serif font. Below the letters, there are red markers indicating sound segments: a red oval under 'th', a red dot under 'i', and another red oval under 'ck'.

then

The word 'then' is written in a large, black, sans-serif font. Below the letters, there are red markers indicating sound segments: a red oval under 'th', a red dot under 'e', and another red dot under 'n'.

Now have a go at reading the sentence below by sounding out the words and blending them back together.

A moth can

be fat or thin.

The word your child needs to try and write is:

them, moth, thin, this

Now say the word each picture shows and try and write these in your book by breaking up the letter sounds that you can hear.







The sentence your child needs to write is: I can get the big moth..

They need to remember how to write 'The' and then sound out the rest of the words.




Click the pictures that begin with 'ch' to move them into the middle.






Click the pictures that begin with 'th' to move them into the middle.

13



th

3



10.00 am

Next click on the blue link to do some exercise.

All About That Bass



When you have finished please click on the blue link below to read a book.

Cat Kit

Now read the following questions and think about whether the answer to them is 'yes' or 'no'.

Can a man kiss a dog?



YES

NO

Can a dog get in a bag?



YES

NO

Can a man huff and puff?



YES

NO

11 am

I hope you had a lovely break, but now it's time for our Maths lesson.

Star Words

1st

2nd

3rd

4th

5th

6th

7th

8th

9th

10th

first

last

order

1st

2nd

3rd

4th

5th

6th


7th


8th

9th

10th







1st

**One, two,
buckle my
shoe.**



2nd

**Three, four,
knock on the
door.**



3rd

**Five, six, pick
up sticks.**



4th

**Seven, eight,
lay them
straight.**



5th

**Nine, ten, a
big fat hen.**



6th

**Eleven,
twelve, dig
and delve.**



7th

**Thirteen,
fourteen,
maids a
courting.**



8th

**Fifteen,
sixteen, maids
in the
kitchen.**



9th


**Seventeen,
eighteen,
maids in
waiting.**



10th

**Nineteen,
twenty, my
plate's empty!**





Well done! You have worked very hard this morning and now it's time for you to have some lunch and watch some TV or play a game on your tablet.

1.30 pm

I hope you had a lovely lunch!

Now it's time for our Topic Lesson.

This term we are going to be looking at
Plants and Growth

Today we're going to look at:
Growing Cress

Now it's time for our Music Lesson with
Mr Logan and his Team

Click on the link on the website to listen to the lesson.

Sam's Seeds





On Monday, Sam's grandpa picked him up from school. "I've got a surprise for you at home," said Grandpa. "It is something else to grow and should be a bit quicker!"

"What is it?" asked Sam.

"I'll give you a clue. It's a small green vegetable that I like in my egg sandwiches!" said Grandpa.

"It's cress!" shouted Sam.

"That's right," said Grandpa. "I'll show you what to do when we get home."



At Grandpa's house, Sam looked at the small, brown seeds. Grandpa showed Sam a small pot and told him, "We can use this to plant our seeds in."

"Where is the soil?" asked Sam.

"Cress is rather special," said Grandpa. "It can grow without soil! The seeds get all the food they need just from water. We are just going to use this cotton wool instead."

"Wow, that's clever!" smiled Sam. Sam put some cotton wool into the pot and then carefully sprinkled some of the cress seeds on the top.



Next, Sam gave the seeds some water and put the pot by a sunny window. Then, Grandpa had an idea. "Why don't you take a photo of your cress seeds?" he said. "Then, each day we can see how much they have grown!"

"Great idea," said Sam, and quickly got his camera. He took a picture and said, "I hope they grow soon!"



On Tuesday, Mummy collected Sam from school and they went to Grandpa's house for tea. "Look Grandpa, the seeds are cracking open! I can see little white shoots coming out already!"

"Take a photo," said Grandpa. "I wonder what will happen next?"



On Wednesday, Sam went to his childminder's house. He told her all about his seeds and how cress seeds don't need any soil to grow. He wondered how tall his seeds would be the next day!



On Thursday, Grandpa collected Sam from school. "Guess what Grandpa," he said. "My sunflower plant is getting taller. It's starting to grow some more leaves too!" "Great!" replied Grandpa. "Your cress has been busy growing too! I've taken some photos for you." Sam was very excited: "Look! I can see the green leaves!" "Soon it will be ready to cut and eat," replied Grandpa. "We just need a few more days and they will be tall enough to cut."



On Friday, Sam brought his sunflower home from school. "I hope it grows really tall!" smiled Sam.

"We are going to Grandpa's on Sunday for lunch. We can put your sunflower in Grandpa's garden and see how your cress is growing too," said Mummy.

"Hooray!" cheered Sam.



On Sunday, Sam and Mummy went to Grandpa's house. Grandpa told Sam that his cress was ready to cut and eat! Grandpa had drawn a face on the pot so that the cress looked like hair. Grandpa helped Sam to be a cress head hairdresser and use some scissors to carefully cut some cress.



After washing the cut cress, Sam helped to put some into some sandwiches. Sam had cheese and cress sandwiches. "Yummy!" he said, as they all ate lunch. "I like cress!"



After lunch, Sam and Grandpa found a sunny place in the garden for Sam's sunflower. "I hope it grows really tall," said Sam. "Sometimes they grow really, really tall – maybe even taller than you Grandpa!"

"Maybe it will," smiled Grandpa. "We can take some photos of your sunflower growing too."

"Can you help me print my cress photos?" asked Sam. "I want to show them to my teacher."

"Good idea," smiled Grandpa. "Help me water the rest of my plants and then we can print your pictures."



Sam carefully printed out his photos and stuck them onto a piece of paper in the correct order. "Look Mummy, I made a cress story! They start out tiny and grow bigger and bigger. I like being a gardener – and a hairdresser!" giggled Sam.



Sam really enjoyed taking his cress story to school and showing his friends and teacher. He told everyone about how quickly the cress grew, about being a cress hairdresser and eating some of cress in his cheese sandwiches.

Each week, when Sam went to Grandpa's, he would water his sunflower and take photos as it grew taller and taller. After a few weeks, the sunflower opened at the top of the plant. It was very tall – even taller than Grandpa! Sam then started making his next seed story – all about sunflowers!

Here is a song you can learn.
You can try to sing along.

I Like the Mountains

Well done! Now relax and do some exercise.

Sun Flower Post Malone

After working so hard today, sit back and
listen to a story.

Flower Garden