

9 am

Good morning. Please practice tracing over your name using your name card and your special whiteboard pen.

It's time for a quiet few minutes.

Click on the blue link to do an online jigsaw puzzle.

[Biggleton Helping Hands](#)

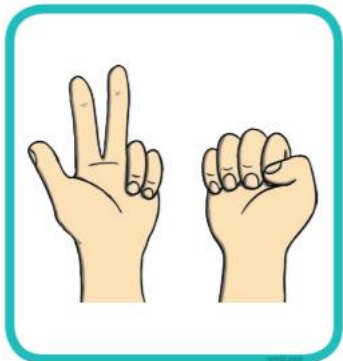
Now it's time to do some Maths.

Click on the blue link to listen to a counting song.

[How many fingers on one hand?](#)

Count how many fingers and tell your adult.


Adults please make sure you are in slide show mode so you can click once after one set of fingers are counted and the correct number will be displayed for your child to see.




3



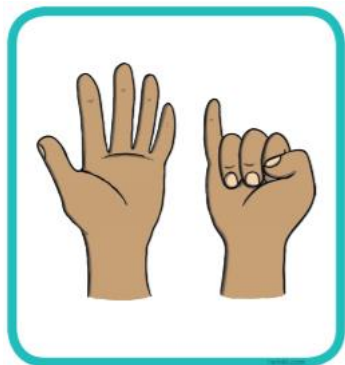
5



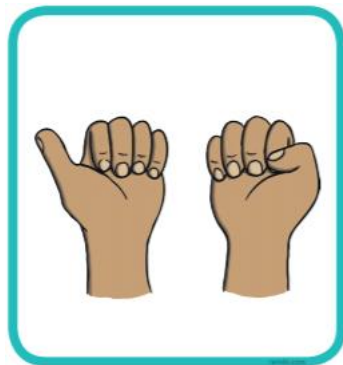
2



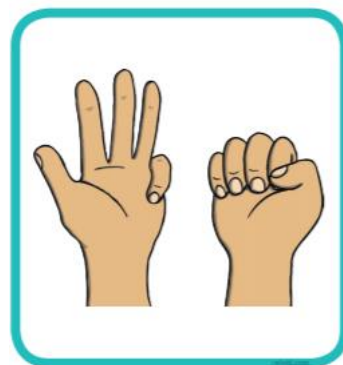
0



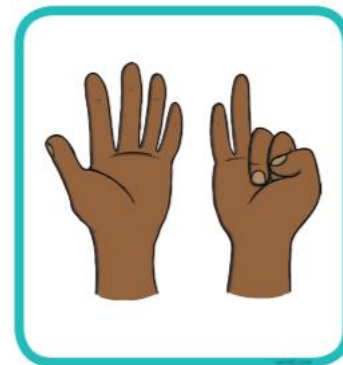
6



1



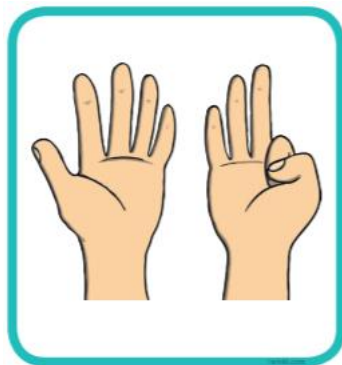
4



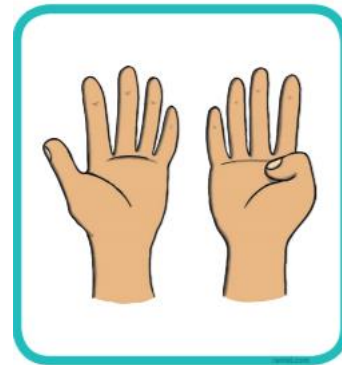
7



10



8



9

Now relax for a while – play with one of your toys!

10.15 am

Now it's time for our phonics lesson.

Click on the blue link to listen
to an alphabet song.

[The ABC Song](#)

Please encourage your child to say the chant while you point at the letters below. They will need to say the letter sounds, not the letter names.




a is for apple,
b for bat and ball,
c is for caterpillar
 climbing up the wall.
d is for dinosaur,
e for elephant,
f is for flower, what
 a pretty scent.

g is for girl,
h is for horse,
i is for insect, climbing
 up my shorts.
j is for jumping,
k for kangaroo,
l is for legs, marching
 to the zoo.

m is for mountains,
n is for net,
o is for octopus,
 wiggly and wet.
p is for parrot,
q is for queen,
r is for rabbit, hopping
 on the green.

s is for snake,
t is for tower,
u for umbrella, keeps
 you dry in a shower.
v is for vulture,
w for wiggly worm,

x is for exercising fox,
 now you take a turn.
y is for yoyo,
 zip starts with **z**.
 Now I know my alpha-
 bet, it's all in my head.

A large, bold, black lowercase letter 't' is positioned on the left side of the slide.

Ask your child what sound the letter makes and also what it is called. Please make sure they know this before you go onto the next slide. Click on the links to listen to a song, to have a go at forming the letter correctly on their whiteboard or in their exercise book and to watch an Alphablocks video.

[Letter t song](#)

[Formation of Letter t](#)

[Alphablock t](#)

Make sure you do one click at a time on the next slide to make sure your child has the chance to tell you what letter the picture starts with before they are shown if they right or wrong.

t

Please ask your child what each picture is and then ask them if that word starts with 't' or not.



a




t



t



t



s



s



a



t

Next click on the blue link to do some dancing.

[I Like to Move It - Zumba](#)

When you have finished, go to

[Reading Planet Online](#)

and practice reading one of the books
that I have allocated for you.

Well done! You have worked very hard this morning and now it's time for you to have some lunch and watch some TV or play a game on your tablet.

1.30 pm

I hope you had a lovely lunch!

Now it's time for our RE Lesson.

Who do you think the grown ups in the picture are?



Why are our parents special?

Who else is special to you?

What do you like most about them?

How do they make you feel?

Who do you think this baby is?



Why do you think
he is special to
Christians?

Draw a picture of
someone who is
special to you.

Here is a song you can learn about the moon. You can try to sing along.

[The Moon Song](#)

Well done! Now relax and do some yoga!

[Space Picnic](#)

After working so hard today, sit back and listen to a story.

[The Light in the Night](#)