

9 am

Good morning. Please practice writing your name 3 times. Write the letters as neatly as you can in the same way as I wrote them on your name card.

y

Formation of y

Now practice the letter **y** just like you see on the video by clicking on the link above.

It's time for a quiet few minutes.

Click on the blue link to play an online game.

[Danger Mouse Dash](#)

9.30 am

Now it's time for our Phonics lesson. Say the letter sound rhyme out loud for the adult who is helping you.



Our special letter sound today is:

y

Click on the blue link to watch a short video [Alphablock y](#)

Click on the blue link to listen to a song

[Letter y Song](#)

Read the words by sounding out the letters below and then blending them together.

yes

yap

yuck

Now have a go at reading the sentence below by sounding out the words and blending them back together.


The first word is a 'tricky' word which means you have to just remember it as it can't be sounded out.

The dog can yap.

The words your child needs to try and write are:


yak yam yell

Now say the word each picture shows and try and write these in your book by breaking up the letter sounds that you can hear.



The sentence your child needs to write is: The mad man can yell!

They need to remember how to write 'The' and then sound out the rest of the words.



10.00 am

Next click on the blue link to do some dancing.

[Kidz Bop – Dance Monkey](#)

When you have finished, go to

[Reading Planet Online](#)

Or

[Oxford Owl](#)

to find books online

You can also have a go at reading the words and sentences on the next few pages.

Reading



Mop it!



Written by Abigail Steel
Illustrated by Andy Elkerton

RIISING  **STARS**

The tap is on!



Kim got a pot and a pan.



Dad got a cap and a mop.



Mog can dip in and sip it!



Pop can nap in it!



a hug and
a kiss

on top of
the rock

a bag of
nuts

to huff
and puff



11 am

I hope you had a lovely break, but now it's time for our Maths lesson.

Star words

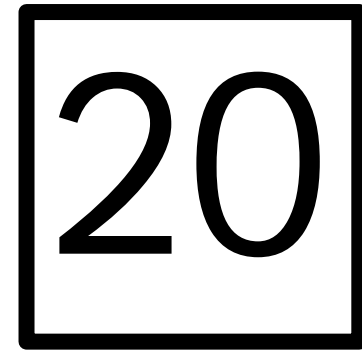
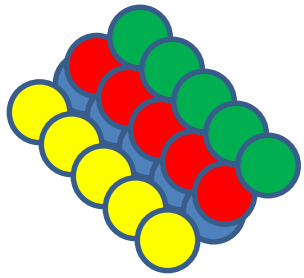
equal groups

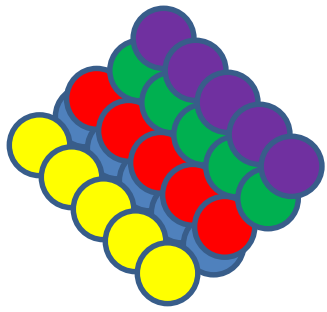
share






how many?

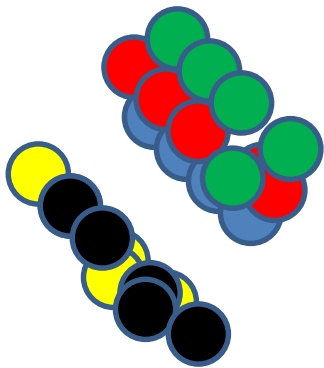
same number











<p>ten</p> <p>10</p> 	<p>five</p> <p>5</p> 	<p>ten</p> <p>10</p> 
<p>twelve</p> <p>12</p> 	<p>sixteen</p> <p>16</p> 	<p>twenty</p> <p>20</p> 
<p>twenty one</p> <p>21</p> 	<p>twenty four</p> <p>24</p> 	<p>twenty five</p> <p>25</p> 



12 shared equally between 4 is equal to 3.



9 shared equally between 3 is 3 .



6 shared equally between 2 is 3 .




12 shared equally between 4 is 3 .



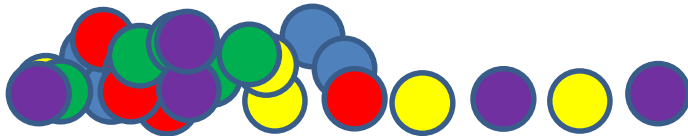
15 shared equally between 5 is 3 .



18 shared equally between 2 is 9 .



24 shared equally between 4 is 6 .



Well done! You have worked very hard this morning and now it's time for you to have some lunch and watch some TV or play a game on your tablet.

1.30 pm

I hope you had a lovely lunch!

Now it's time for our RE Lesson.

Today we're going to talk about Chinese New Year

Here is a video that tells the story of how the years got their animal names in China.

Story of the Chinese Zodiac

Watch this short video that shows how two children prepare for Chinese New Year.

Preparing for Chinese New Year

Watch this short video that shows how the two children celebrate Chinese New Year.

Celebrating Chinese New Year

Here is a song you can learn about the moon. You can try to sing along.

Puff the Magic Dragon

Well done! Now relax and do some yoga.

Fly Like a Dragon

After working so hard today, sit back and listen to a story.

Zog