

9 am

Good morning. Please practice tracing over your name using your name card and your special whiteboard pen.

It's time for a quiet few minutes.

Click on the blue link to do an online jigsaw.

[Pablo Jigsaw](#)

Next click on the blue link to do some exercise.

[The Chicken Dance](#)



When you have finished, click on the blue link below to read a book online.

[Making Music](#)

10.15 am

Now it's time for our phonics lesson.

Now click on the blue link to listen to the:

Phonics Song

Please encourage your child to say the chant while you point at the letters below. They will need to say the letter sounds, not the letter names.




a is for apple,
b for bat and ball,
c is for caterpillar
 climbing up the wall.
d is for dinosaur,
e for elephant,
f is for flower, what
 a pretty scent.

g is for girl,
h is for horse,
i is for insect, climbing
 up my shorts.
j is for jumping,
k for kangaroo,
l is for legs, marching
 to the zoo.

m is for mountains,
n is for net,
o is for octopus,
 wiggly and wet.
p is for parrot,
q is for queen,
r is for rabbit, hopping
 on the green.

s is for snake,
t is for tower,
u for umbrella, keeps
 you dry in a shower.
v is for vulture,
w for wiggly worm,

x is for exercising fox,
 now you take a turn.
y is for yoyo,
 zip starts with **z**.
 Now I know my alpha-
 bet, it's all in my head.

A large, bold, black lowercase letter 'd' is positioned on the left side of the slide.

Ask your child what sound the letter makes and also what it is called. Please make sure they know this before you go onto the next slide. Click on the links to listen to a song, to have a go at forming the letter correctly on their whiteboard or in their exercise book and to watch an Alphablocks video.

[The d Song](#)

[Writing d](#)

[Alphablock d](#)

Make sure you do one click at a time on the next slide to make sure your child has the chance to tell you what letter the picture starts with before they are shown if they right or wrong.




d




m



d



s



n




p



a



t



d

The words you need are: duck, monkey, dolphin, nest, dinosaur, tap, astronaut, pineapple, sun

Now relax for a while – play with one of your toys!

12 pm

Now it's time to do some Maths.

Click on the blue link to listen to a song

Transportation Song

Adults: Make sure the document is in Slide Show mode. Talk to your child about what the items of clothing are called as they appear. Explain that all these items are types of clothes. Now do the same with the toys. Finally sort the items by moving them into the area for their category.

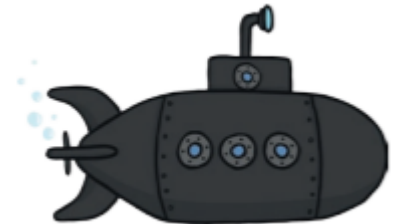


clothes






transport





clothes



transport

Well done! You have worked very hard this morning and now it's time for you to have some lunch and watch some TV or play a game on your tablet.

1.30 pm

I hope you had a lovely lunch!

Now it's time for your World Book Day Activities.

Click on the link below to listen to the story

[Hide and Seek Pig](#)

Now click on the link below to choose one or more activities to do based on the story.

[Hide and Seek Pig Activities](#)

Now it's time for our Music Lesson with
Mr Logan and his Team

Click on the link on the website to listen to the lesson.

Here is a song you can learn.
You can try to sing along.

10 Little Dinosaurs

Well done! Now relax and do some yoga.

Yoga With Dinosaurs

After working so hard today, sit back and
listen to a story.

Trouble at the Dinosaur Cafe