

9 am

Good morning. Please practice tracing over your name using your name card and your special whiteboard pen.

It's time for a quiet few minutes.

Click on the blue link to play an online game.

**[The Great Pirate Game](#)**

Next click on the blue link to do some exercise.

**[Waka Waka This Time For Africa](#)**

When you have finished, go to

**[Reading Planet Online](#)**

and practice reading one of the books  
that I have allocated for you.

10.15 am

Now it's time for our phonics lesson.

Now click on the blue link to listen to the:

**[Phonics Song](#)**

Please encourage your child to say the chant while you point at the letters below. They will need to say the letter sounds, not the letter names.



**a** is for apple,  
**b** for bat and ball,  
**c** is for caterpillar  
 climbing up the wall.  
**d** is for dinosaur,  
**e** for elephant,  
**f** is for flower, what  
 a pretty scent.

**g** is for girl,  
**h** is for horse,  
**i** is for insect, climbing  
 up my shorts.  
**j** is for jumping,  
**k** for kangaroo,  
**l** is for legs, marching  
 to the zoo.

**m** is for mountains,  
**n** is for net,  
**o** is for octopus,  
 wiggly and wet.  
**p** is for parrot,  
**q** is for queen,  
**r** is for rabbit, hopping  
 on the green.

**s** is for snake,  
**t** is for tower,  
**u** for umbrella, keeps  
 you dry in a shower.  
**v** is for vulture,  
**w** for wiggly worm,

**x** is for exercising fox,  
 now you take a turn.  
**y** is for yoyo,  
 zip starts with **z**.  
 Now I know my alpha-  
 bet, it's all in my head.

**Play this game with your child. It is important that they learn to listen to the initial sound in a word so they can find the initial letter for each word This helps them with learning the sounds of the alphabet.**









## **Learn to Read Game**

**Watch this video with your child. Ask them to repeat the sounds as they come up on the video to help them to remember them.**

**o sound**

The words you need are orange, mud, nest, dinosaur, Nemo, ostrich, dolphin, monkey

**Please ask your child what sound each picture starts with.**

	<b>o</b>		<b>n</b>
	<b>m</b>		<b>o</b>
	<b>n</b>		<b>d</b>
	<b>d</b>		<b>m</b>

**Now relax for a while – play with one of your toys!**


Now it's time to do some Maths.



Click on the blue link to listen to a song about shapes.


**[Shapes All Around](#)**




What shapes can we see in the  
world around us?



**Make sure the document is in slide show mode.  
Use 1 click at a time to look at objects and sort  
them by their shape.**











1.30 pm

I hope you had a lovely lunch!

Here are a couple of Spanish songs that you can sing along to:

[Hola!](#)

[La Granja](#)

[Globos](#)

[Adios](#)

Now it's time for us to look at how to make a solar system mobile.

You will need:

Paper or Cardboard

Sellotape or Glue

Scissors

Collage materials

Colouring pencils or marker pens

**Here are some things you might like to make with your child to celebrate Chinese New Year. Have a look at the possibilities and work out what is possible taking into account the resources that you have at home.**

# **CHINESE NEW YEAR Crafts for KIDS**



Here is a song you can learn.  
You can try to sing along.

## **We're Going On A Bear Hunt**

Well done! Now relax and do some yoga.

## **Bear Hunt – Cosmic Kids**

After working so hard today, sit back and  
listen to a story.

## **We're Going On A Bear Hunt**