

9.30 am


Good morning. Please practice tracing over your name using your name card and your special whiteboard pen.

Click on the blue link to listen to a counting song.

[In the Big Blue Sea](#)

Now it's time for doing your Maths.

Count how many and tell your adult.





10.15 am

Now it's time for our Phonics lesson.

Click on the blue link to listen to the

[Alphabet Song](#)

Parents, please encourage your child to say the chant while you point at the letters below. They will need to say the letter sounds, not the letter names.



a is for apple,
b for bat and ball,
c is for caterpillar
 climbing up the wall.
d is for dinosaur,
e for elephant,
f is for flower, what
 a pretty scent.

g is for girl,
h is for horse,
i is for insect, climbing
 up my shorts.
j is for jumping,
k for kangaroo,
l is for legs, marching
 to the zoo.

m is for mountains,
n is for net,
o is for octopus,
 wiggly and wet.
p is for parrot,
q is for queen,
r is for rabbit, hopping
 on the green.

s is for snake,
t is for tower,
u for umbrella, keeps
 you dry in a shower.
v is for vulture,
w for wiggly worm,

x is for exercising fox,
 now you take a turn.
y is for yoyo,
 zip starts with **z**.
 Now I know my alpha-
 bet, it's all in my head.

S

Ask your child what sound the letter makes and also what it is called. Please make sure they know this before you go onto the next slide. Click on the links to listen to a song, to have a go at forming the letter correctly on their whiteboard or in their exercise book and to watch an Alphablocks video.

[Letter s song](#)







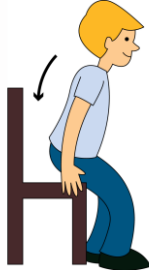

[Formation of Letter s](#)

[Alphablock s](#)

Make sure you do one click at a time on the next slide to make sure your child has the chance to tell you what letter the picture starts with before they are shown if they right or wrong.

S

Please ask your child what each picture is and then ask them if that word starts with 's' or not.

	✓		✗
	✗		✗
	✓		✓
	✓		✗

10.45 am

Next click on the blue link to do some dancing.

[Dance moves](#)

When you have finished, go to

[Reading Planet Online](#)

and practice reading one of the books
that I have allocated for you.

Now relax for a while – play with one of your toys!

It's time for a quiet few minutes. Look at the two pictures and see if you find 10 differences between them.



Well done! You have worked very hard this morning and now it's time for you to have some lunch and watch some TV or play a game on your tablet.

1.30 pm

I hope you had a lovely lunch!

Now it's time for looking at what we are doing for our topic this term.



Today we will be looking at:

The Moon



The moon travels around the earth and it is called a 'satellite'.

The way it looks changes at different times of the month.

Sometimes it
looks small
like
a crescent.




Sometimes it
looks bigger
like a semi
circle.



Sometimes it
looks big and
round like a
ball.



This is an astronaut. He or she has to wear a special suit to keep him or her safe in space or on the moon.



To get to the moon, astronauts have to use a rocket.

Click on the blue link to watch a video of a rocket being launched.

[Rocket launch](#)

When astronauts are on the moon, they can see lots of dust on the ground.

Click on the blue link to watch a video of astronauts walking and moving on the moon.

[Astronauts walking on the moon](#)

Here is a song you can learn about the moon. You can try to sing along.

[The Moon Song](#)

Well done! Now relax and do some yoga!

[On the Moon](#)

After working so hard today, sit back and listen to a story.

[Aliens Love Underpants](#)