

9 am

Good morning. Please practice tracing over your name using your name card and your special whiteboard pen.

It's time for a quiet few minutes.

Click on the blue link to play an online game.

**[A Year On Your Farm Game](#)**

Next click on the blue link to do some exercise.

**[Just Dance – I am a Gummy Bear](#)**



When you have finished, click on the blue link below to read a book online.

**[In My Den](#)**

10.15 am

Now it's time for our phonics lesson.

Now click on the blue link to listen to the:

**[Phonics Song](#)**

Please encourage your child to say the chant while you point at the letters below. They will need to say the letter sounds, not the letter names.



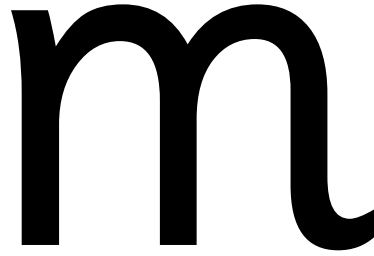
**a** is for apple,  
**b** for bat and ball,  
**c** is for caterpillar  
 climbing up the wall.  
**d** is for dinosaur,  
**e** for elephant,  
**f** is for flower, what  
 a pretty scent.

**g** is for girl,  
**h** is for horse,  
**i** is for insect, climbing  
 up my shorts.  
**j** is for jumping,  
**k** for kangaroo,  
**l** is for legs, marching  
 to the zoo.

**m** is for mountains,  
**n** is for net,  
**o** is for octopus,  
 wiggly and wet.  
**p** is for parrot,  
**q** is for queen,  
**r** is for rabbit, hopping  
 on the green.

**s** is for snake,  
**t** is for tower,  
**u** for umbrella, keeps  
 you dry in a shower.  
**v** is for vulture,  
**w** for wiggly worm,

**x** is for exercising fox,  
 now you take a turn.  
**y** is for yoyo,  
 zip starts with **z**.  
 Now I know my alpha-  
 bet, it's all in my head.

A large, bold, black lowercase letter 'm' is displayed on the left side of the slide.

Ask your child what sound the letter makes and also what it is called. Please make sure they know this before you go onto the next slide. Click on the links to listen to a song, to have a go at forming the letter correctly on their whiteboard or in their exercise book and to watch an Alphablocks video.

[The m Song](#)

[Writing m](#)

[Alphablock m](#)

**Make sure you do one click at a time on the next slide to make sure your child has the chance to tell you what letter the picture starts with before they are shown if they right or wrong.**




a



m



i



s



m



m



n



t



p

The words you need are: ambulance, mouse, snake, monkey pan, tap, nest, moon, sun

**Now relax for a while – play with one of your toys!**

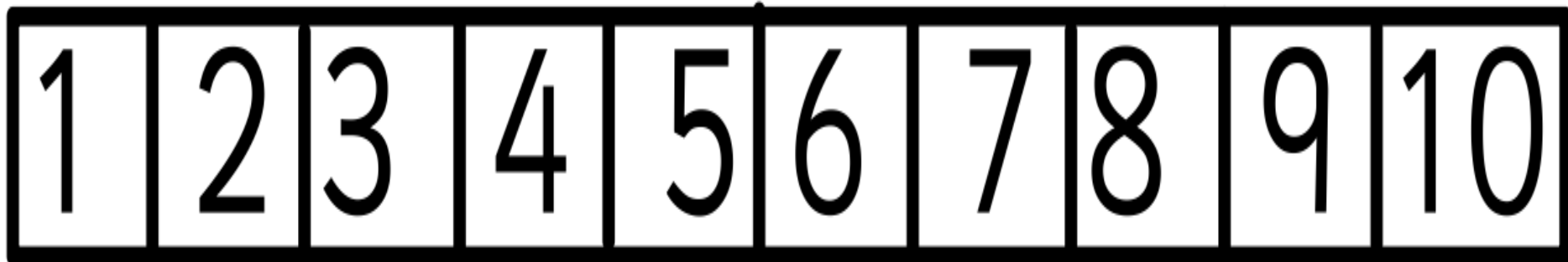
12 pm

Now it's time to do some Maths.

Click on the blue link to listen to a counting song.

## [Ten in the Bed](#)

**Adults: Go through the numbers with your child to make sure they recognise them before they do the activity. If they find these difficult then just stick to the numbers 1 – 5.**




1

2

3

4

5



In Slide Show mode, give your child 10 small objects that they can count with and a plate or bowl to count them into. Now click on the page so a number appears. Ask your child to tell you the number and then ask them to count out that number of objects and place them in the plate or bowl.




6

7

8

9

10



Well done! You have worked very hard this morning and now it's time for you to have some lunch and watch some TV or play a game on your tablet.

1.30 pm

I hope you had a lovely lunch!

Now it's time for our RE Lesson.

People have meals with people for different reasons. It might be an occasion that lots of people are taking part in eg Christmas or a special occasion for a family or group of friends.




Today we're going to watch the story:

## **The Last Supper**

Explain that Jesus knew that he was going away, so he wanted to have a special meal before he went. If you were going away somewhere, who would you choose to have a meal with? He chose his closest friends – his disciples – to eat with. They ate a special Jewish meal called a 'Passover' meal, which included bread and wine. Have you ever seen people eat and drink this in church? Today Christians do this to remember Jesus.





Here is bread and wine like what Jesus shared with the disciples at the last supper. Christians use special bread and wine in church (on the right) to remember Jesus.



Here is a song you can learn about the moon. You can try to sing along.

### **I Met a Bear**

Well done! Now relax and do some yoga!

### **Cosmic Kids – Bear Hunt**

After working so hard today, sit back and listen to a story.

### **Bare Bear**