

9 am

Good morning. Please practice tracing over your name using your name card and your special whiteboard pen.

It's time for a quiet few minutes.

Click on the blue link to do an online jigsaw.

**[Garden Tales Jigsaw](#)**

Next click on the blue link to do some exercise.

**PE With Joe**

When you have finished, go to

Reading Planet Online

and practice reading one of the books  
that I have allocated for you.

10.15 am

Now it's time for our phonics lesson.

Now click on the blue link to listen to the:

[Phonics Song](#)

Please encourage your child to say the chant while you point at the letters below. They will need to say the letter sounds, not the letter names.



**a** is for apple,  
**b** for bat and ball,  
**c** is for caterpillar  
 climbing up the wall.  
**d** is for dinosaur,  
**e** for elephant,  
**f** is for flower, what  
 a pretty scent.

**g** is for girl,  
**h** is for horse,  
**i** is for insect, climbing  
 up my shorts.  
**j** is for jumping,  
**k** for kangaroo,  
**l** is for legs, marching  
 to the zoo.

**m** is for mountains,  
**n** is for net,  
**o** is for octopus,  
 wiggly and wet.  
**p** is for parrot,  
**q** is for queen,  
**r** is for rabbit, hopping  
 on the green.

**s** is for snake,  
**t** is for tower,  
**u** for umbrella, keeps  
 you dry in a shower.  
**v** is for vulture,  
**w** for wiggly worm,

**x** is for exercising fox,  
 now you take a turn.  
**y** is for yoyo,  
 zip starts with **z**.  
 Now I know my alpha-  
 bet, it's all in my head.

# Z

Ask your child what sound the letter makes and also what it is called. Please make sure they know this before you go onto the next slide. Click on the links to listen to a song, to have a go at forming the letter correctly on their whiteboard or in their exercise book and to watch an Alphablocks video.

[The z Song](#)

[Writing z](#)


[Alphablock z](#)

**Make sure you do one click at a time on the next slide to make sure your child has the chance to tell you what letter the picture starts with before they are shown if they right or wrong.**

# Z

The words you need robot, helicopter, zip, bus, zebra, volcano, zoo, orange

Please ask your child what each picture is and then ask them if that word starts with 'z' or another letter.



r



z



h



v



z



z



b



o

**Now relax for a while – play with one of your toys!**

12 pm

Now it's time to do some Maths.

Click on the blue link to listen to a story.

[Where's Spot?](#)

**Adults: Make sure the document is in Slide Show mode. Talk to your child about where the animals or objects are (in, on or under). Go through these twice with your child, explaining the positional language words the first time and asking them to try to tell you where the objects are the second time.**

Click on the blue link to listen to a song  
about positional language.


# Where is it?



The monkey is  
**in** the box.



The bird is **on**  
the tree.




The snake is  
**under** the stone.






The apple is **in** the box.




The carrot is **on** the chair.



The pumpkin is **under** the bench.



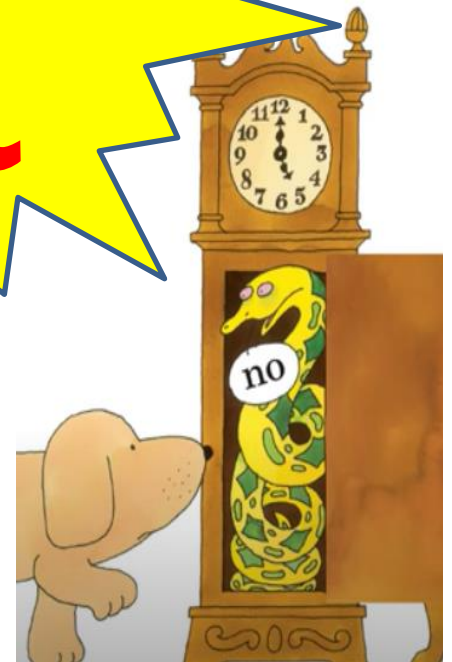

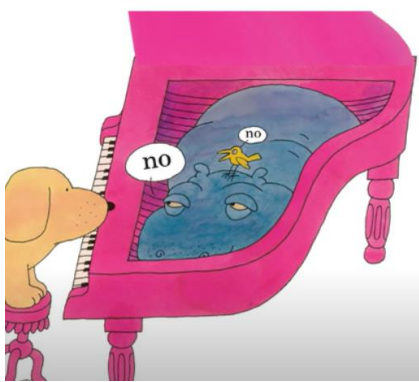


The pencil is **in** the box.




The book is **on** the desk.




The ruler is **under** the chair.




on

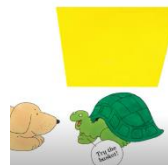


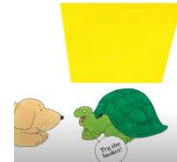

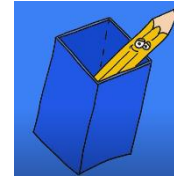






under





on

under

in

Well done! You have worked very hard this morning and now it's time for you to have some lunch and watch some TV or play a game on your tablet.

1.30 pm

I hope you had a lovely lunch!

Now it's time for our PSHE Lesson.

Today we're going to log onto:

The Oak National Academy  
for a lesson on Internet Safety

**D is for Danger**

Now it's time for our Music Lesson with  
Mr Logan and his Team

Click on the link on the website to listen to the lesson.



Here is a song you can learn.  
You can try to sing along.

### **He's a Zebra**

Well done! Now relax and do some mindfulness.

### **Superhero Workout for Kids**

After working so hard today, sit back and  
listen to a story.

### **The Zebra Who Ran Too Fast**