

# Year 4 Curriculum Map – Summer Term 1

## Literacy

This term we will be starting with the book Edward Tulane, then poetry focusing on cinquains which is a five-line, unrhymed poem.

### Key Learning Objectives:

- Use inference and evidence to understand characters' thoughts, feelings and motives
- Explain how characters and relationships develop across a narrative
- Write for purpose and audience, including writing in role to show character voice
- Organise writing into coherent, well-structured paragraphs
- Apply grammar, punctuation and vocabulary accurately to enhance meaning and effect

## Maths


*In maths the children will continue to follow Maths Mastery to develop their mathematical skills. This term the children will be learning:*

### Solving measures and money problems

Exploring units of measure, converting between units of measure, solving measure problems and solving money problems.

### Shape and symmetry

Developing understanding of angles, developing understanding of 2D shapes and reasoning about symmetry.



## Science – Sound

*What will we know by the end of the unit:*

- To identify how sounds are made, associating some of them with something vibrating through identifying and explaining sound sources around the school.
- To understand how different sounds travel through materials and to our ears.
- To investigate how sounds can be different pitches and volumes.
- To find out that some materials are effective in preventing vibrations from sound sources reaching the ear.
- To recognise that vibrations from sounds travel through a medium to the ear.
- To recognise that vibrations from sounds travel through a medium to the ear.



## RSHE – Similarities and differences

*What will we know by the end of the unit:*

- To be able to learn what a stereotype is, and why stereotypes can be unhelpful and inaccurate.
- To be able to learn about ways in which people judge others.
- To be able to learn that we do not have to agree or share the same opinions all the time.

## Computing:

*What will we know by the end of the unit:*

### Unit of work: Hardware investigators


- To understand the different parts that make up a desktop computer.
- To recall the different parts that make up a computer.

## Art: Pablo Picasso

*What will we know by the end of the unit:*

### Art Focus: Drawing, Painting

- To learn about the artist Pablo Picasso and explore some of his artwork.
- To use shading skills to create a self-portrait showing light and shadow.
- To sketch an abstract portrait in the style of Pablo Picasso
- To use paint to mix different shades and tones of blue.



## History: Roman Empire

*What will we know by the end of the unit:*


- To know when and where the Roman empire began and the areas, they conquered.
- To know who the Roman Emperors were and their role in the invasion of Britain.
- To understand why Queen Boudicca stood up to the Romans.
- To understand how the Romans were able to keep control of their vast empire.
- To know how this vast Roman empire came to an end.
- To understand how our lives today are influenced by the Romans who lived here 2000 years ago.



## RE – How do Hindus worship?

*What will we know by the end of the unit:*

- Why do Hindus have many images of God?
- Why is the Aum symbol important to Hindus?
- How do Hindus worship at home?
- How does a Hindu priest help Hindus worship at the mandir?
- Why do Hindus go on a pilgrimage?





- To apply skills that have been developed to create a painting of an abstract portrait in the style of Picasso
- To evaluate final artwork using the Elements of Art Evaluation sheet.

